



InFocus

“ The Monthly Newsletter of The Indian River Photo Club ”
ndianriverphotoclub.org
September 2013

Contact us at secretary@indianriverphotoclub.org

White Orchid



The Number one Award
in Class A Color for this month
by Stefania Wright-Osment

President Bill's Snapshot September 2013

Our October Monthly Meeting will be a special one. Be sure to attend. We have important announcements to make.

We will introduce you to the nominating committee for 2013. You should let them know if you would like to run for the Board of Directors. Club members vote to elect 5 Directors. Once elected the board members fill the positions of President, First Vice-President, Second Vice-President, Treasurer, and Secretary. You will elect five board members but not vote for a particular person to fill a particular office. Simply, pick the five best leaders, as you see it, from the group of candidates.

We have an important announcement about the terms of our Board of Directors. We are seeking to add stability to the change of boards from one year to the next. A stable transition period, of course, benefits the club's general membership. But it also does something else. It makes it easier for the incoming

board, so board and committee positions

may be more appealing to members. We always need more volunteers. As you all know, my motto is “many hands make light work”. We can do more for our membership, spend less time doing it, and have more fun, when we have more members helping each other. **We have been blessed with wonderful volunteers this year. Thank you all!**

We will introduce our new interim club Treasurer. Crystal Samuel has retired after nearly two years in that position. She did an excellent job and the club is in her debt. Be sure to thank her when you see her. And give a warm welcome to our interim Treasurer who will serve for the remainder of the year.

The highlight of the evening will be our program by

Continued over on page 2



retired professional photographer Louie Ciszek. Louie's program will be "Fresh Eyes". He will take us on a journey to where he grew up and allow us to see his boyhood stomping ground with "Fresh Eyes", and take us to a favorite local spot of his as he photographs his familiar old setting with "Fresh Eyes". This program will change how you look at photographic subjects forever. Don't miss it!

We are taking a mentored photo excursion to the Brevard Zoo Tuesday the 24th of September. This is their last \$2.00 Tuesday. By waiting, we expect the crowds to be less. We will carpool from Vero and have a nice meal afterwards. To sign up and get all the details e-mail me at president@indianriverphotoclub.org. We will have a good time. We always do. :)

You can contact me at the same e-mail address for any club matter and for times and directions to our board of directors' meetings.

Give careful thought to how you can add little extra magic to your club. Not every helper must be on the board. We have so much more we can do with more help. And as you know, "many hands make light work".

Smile,
 ; Bill

Contents for September 2013

	Page		Page		Page		Page
Presidents Snapshot	Cvr	From Other Side of The Pond	5/6	Museum Alan Rokach	14	Taking Baby Photographs	20
Contents	2	Awards Results	7	Worldwide Photowalk	15	Cell Phones & Photography	21
Awards Schedule	3	Awards Photographs	8/9/10	Museum Print Show	16/17	A New Sound Disney	22
"A Painting by George"	4	F3C Triannuals	11	Museum Entry Form	18	Brevard Zoo Trip out	23
Perfectly Timed	4	Youth Guidance	11/12	Mr Scrap Donna Green	19		



Awards

Members in attendance at last months meeting listening as President Bill Menzies opens the procedures.....

The awards theme for this month is **Open** and the final theme for this year at the October meeting is **Swirls/Curls**. Below are the scheduled themes for next year and 2015. When on your travels please remember the future themes as you never know what perfect and outstanding image might present itself to you.

2014

January	Imperfection
February	Fast!
March	Open
April	Metal
May	Spiritual Symbols
June	Open
July	Vertical Format
August	Mother Nature
September	Open
October	Passage of Time

2015

January	Dead of Night
February	Soul of a City
March	Open
April	Texture
May	Atmosphere
June	Open
July	Retro
August	Abstract/Still Life
September	Open
October	Crooked

Where Photography and Art combine

With George Huizinga



George came across an excellent photo of an adult Loggerhead sea turtle swimming along the bottom of the ocean off the coast of Hawaii. The green sea moss on the shell is most interesting.

The above photograph is of a 30 x 40 oil painting that George just completed based on the photograph

Perfectly timed.....some photographs that are worth looking at!



The Statue of Liberty gets a lightning strike



<http://www.cultural-council.org/>

September 28, 2013 Celebrate the Arts Festival - Riverside Park

From Across The Pond



Summer has come to an end just as quickly as it appeared. Of course, that is only the weather, typically English. The photo club summer is also winding down after a very busy break. This past weekend the club members provided photographs for a fund raising effort for the fishermen of a nearby port, Brixham. A deep sea fishing port that is no longer one of the busiest in Europe and which now depends mainly on tourism as its economic backbone with fishing not much more than an attraction. However, many of the residents have family involved in this hazardous profession, so support of the charities that help distressed fishermen is critical. The perception that the socialist state takes care of everything is quite erroneous. Charitable help is a backbone of the Brit Culture.



Most photo clubs here regularly support their own community projects and indeed also projects overseas such as the one I recently mentioned in Tanzania. Fund raising displays and sales are a great social opportunity. The club effort encourages the members to visit the locations near and far, at the same time, extending their portfolios. This year, upon my suggestion, the photo club here will be participating in The Annual Canon Scott Kelby Photo Walk. Maybe we should inter-change some of our best photographs for comparison., and fun. Let's have a "shoot out"!



During the summer, the club assembled a selection of area photographs and put them on display in the local hospital. These were integrated into the décor in one of the facilities wings. This participation by the club members in local matters is most rewarding and stimulating. It is clear that just focusing on our own personal photographic efforts should be expanded. Our efforts could attract others as to the enjoyment of photography as a great hobby or artistic method of expression. I notice that when members have their photographs included and displayed in these projects, their club involvement grows and their self-confidence as a photographer increases enormously.



Last week, a group of club members traveled to the Devon Rural Archive. This is located in a re-built/restored country house which has a documented history going back to the Norman Conquest. The house was purchased, in ruins, by a wealthy family looking for a good country location to build their dream home. What they quickly discovered was that their acquisition was an archaeological treasure.

The purchasers have since spent 15 years and a small fortune rebuilding the estate and incorporating as many ancient architectural features as possible. They have placed the property into a Charitable Trust to protect it's future. The owners continue to develop and document the visual history of the site that is now proving to have an uninterrupted provenance with human occupation going back to at least the first century BC. The house and gardens join some 24 other private houses that are open to the public for viewing. They too are situated in the West Country.



Continued from previous page

All the photographs on show there are, what can only be called super-sized (48" x 36"), and all were monochrome landscapes. John Curno has made black-and-white photographs of the British landscape since the late 1970s. He is inspired by opposing American traditions of landscape mysticism and realism and European romantic ideas around decay. If there is no especially distinctive voice here and minimal conceptualization, his best work is, nonetheless, very well seen and realized, and stands honorably alongside that of slightly older contemporaries such as Cooper, Blakemore and Godwin.



Buckfast Abby

When photographs are displayed at that size they really catch your attention. The details then draw the viewer into the scene and the viewer "sees" a lot more of the story than when making a cursory look. John Curno then throws in another twist. He does not title the photographs. That then makes the viewer look much deeper and think a lot more about the photograph's content and its meaning.

What else went on this month? Well, we had two cruise ships visit and anchor in the Bay. They made our miniature seascape appear even smaller visually than it normally is. The circus came to town as did the summer fair. Roaring overhead on a very dull day we had a display from The Red Arrow Air Force jet fighter display team. Great to watch but hard to photograph in the rainy sky. Not quite The Blue Angels, but an admirable try! Then of course the holiday makers realizing that the sun had come out, trekked from far and wide to fill the beaches, Bed & Breakfasts, restaurants, pubs and places of interest. Taking any photograph without a car or human prominently in view was quite impossible. Flowers and other small subjects became the focus for many photographers.



Dartmoor Tors. Stones 30 ft high

Meanwhile, the club members are busy getting ready for their inaugural meeting for the season and have already turned in their prints for the first awards judging. Here, as is generally the custom with European photo clubs, the entries are made at least three weeks ahead of the judging event. The prints are sent to the judge and the judge will examine them at leisure. The judge then visits the club on the appointed night and will discuss every entry as needed and declare the successful entrants at the end of the meeting. This advance entry system removes the boring "judging time" from the process and replaces it with structured constructive observation, which is what the entrants need.



Dwarfed by a cruise ship

Prior to the start of the season, members are allocated a place in one of three sections: A1, A or B. The placing in a particular section is determined by the activity of the member and their results during the previous year. So, because you are in section A last year does not guarantee that you will be in A this year. You can move up or down. Activity and participation is encouraged.

During the season, there will be four awards events scheduled and classed as "Section" competitions. All members can enter, but the members will be judged against their fellow section members. All other award events, of which there are over 30, are entered regardless of section and one's section category is irrelevant as to the results.

The first awards event is a "Print Panel" competition. Each member or group of members working together (up to five members in a group) needs to enter five prints on any one theme of the photographers' choice. They can be in color, monochrome or artistic (what we call at the IRPC, special techniques) and not necessarily all the same media. When entering the panel selection the entrant needs to attach a display plan on the back of the first print so that the judge can follow the presentation thinking of the entrant. All photographs, regardless of their print size, are mounted and presented on a standard size board 16" x 20". This helps considerably in handling and presentation.



Typical presentation of entries using standardized mounts and large multi level easels. Easy to handle and store.

Our second awards competition is the submission of three prints and the theme is "Airborne". Again these can be in any of the media, as judging is made solely upon the photographic attributes, not the medium. So the end of the summer break is an exciting time as we look forward to a 34 meeting season. Fall has arrived, and the weekly meetings and programs which were all scheduled some 6 months ago are being looked forward to with great anticipation. First night is like the first day back at school!

	B		L	I	A		C		K
W		H		I	T			E	

August 2013 Awards Results

CLASS A – COLOR

Stefania Wright-Osment	White Orchid	1st
George F. Bollis, Jr.	Equal Portions, Salt & Pepper	2nd
Lee Benson	Black-Necked Stilt	3rd



CLASS A – MONOCHROME/BLACK&WHITE

George F. Bollis, Jr.	Coffee, Black with Sugar, Please	1st
Susan Wright	Traveler's Palm	2nd
Donna Green	An Edgy Glow	3rd
Peter Laughton	Beach Traffic	HM




CLASS A – SPECIAL TECHNIQUES

Kathy Graham	Pipe Dream	1st
Arlene Willnow	Spinning Motor	2nd
Mike Bobbitt	In Your Face	3rd



CLASS B – COLOR

Frank Roberts	Keep It Casual	1st
Mia Arrington	The Little Artist's Touch	2nd
Bobbi Whitlam	Down To The Wire	3rd



CLASS B – MONOCHROME

Jack Sahlman	Taking Off	1st
Linda Morgan O'Malley	The Guard	2nd



CLASS B - SPECIAL TECHNIQUES

Julie Strater	Shakin' It Off	1st
Bill Conway	Memories Keep Bubbling Up...	2nd
Carol Pattison	Knarly Nature	3rd
Toni Hill	Dunes	HM



	B		L		A		C		K
W		H		I		T		E	



“Equal Portions of Salt
& Pepper”
By George Bollis
Class A Color
Second Place



“White Orchid”
By
Stephania Wright-Osment
Class A Color
First Place



“Black Necked Stilt”
By Lee Benson
Class A Color
Third Place



“An Edgy Glow”
By Donna Green
Class A Monochrome
Third Place




“Travelers Palm”
By Susan Wright
Class A Monochrome
Second Place



“Coffee with Sugar Please”
By George Bollis
Class A Monochrome
First Place

W	B	L	A	C	K
H	I	T	E		

Special Techniques



"In Your face"
By Mike Bobbitt
Class A Third



"Gnarly Nature"
By Carol Pattison
Class B Honorable Mention



"Shakin' It Off"
By Julie Strater
Class B First



"Spinning Motor"
By Arlene Willnow
Class A Second



"Pipe Dream"
By Kathy Graham
Class A First



"Memories Keep Bubbling up...."
By Bill Conway
Class B Second Place



"Dunes"
By Toni Hill
Class B Honorable Mention

	B		L		A		C		K
W		H		I		T		E	



"Down to The Wire"
By Bobbi Whitlam
Class B Color Third Place



"Taking Off"
By John Sahlman
Class B Monochrome, First Place



"The Little Artist's Touch"
By Mia Arrington
Class B Color Second Place



"The Guard"
By Linda Morgan O'Mally
Class B Monochrome Second Place



"Keep It Casual"
By Robert Frank
Class B Color First Place



"Beach Traffic"
By Peter Laughton
Class A Monochrome Honorable Mention



The Third Tri Annual Print & Digital Competitions 2013

The FCCC holds both Digital and Print Competitions three times a year in which the top 10% are awarded a blue ribbon and the next 15% a yellow ribbon.

Images receiving a ribbon during the year in the three Triannual competitions are entered into the end of year competition.

In all four competitions, images are awarded a numerical value which is the average from three individual judges.

To observe results of previous competitions, visit **Galleries on the F3c.org site.** To find information on entering current competitions choose an option from the competitions menu.

The 3rd Triannual Print Competition is now open for submissions. Submissions to the website will be accepted through October 20th. Judging will be October 21st.

Submissions for the 3rd Triannual Digital Competition will be accepted from October 1st through Oct 31. Judging will be November 1st thru Nov. 10th

The F3C have made some improvements to the website, hopefully this will simplify the submission process.

All links for submissions to both the Print and Digital competitions are now on the "Competitions" drop-down menu.

As a member of the Indian River Photo Club **you are a member** of the F3C and you can "Register". If you are a first time user, register first and then log in, or just "Login" if you are a repeat user.

Once you have registered and logged in, simply click on "entering print" or "entering digital" and follow the clear instructions.

You should familiarize yourself with the "rules and regulations" to alleviate simple mistakes.

Some helpful tips to remember:

1. If you plan to enter both Print and Digital please pay for both at the same time.
2. You are allowed to enter up to four images for each competition, but only three in any one class.
3. When naming images please keep it simple. No numbers or punctuation.
4. Although the system will resize images for you it has trouble with extremely large images. This causes a slowdown and sometimes a timeout. It is a good idea to resize all your images before you try to upload them. 1280 pixels on the long side is the norm for this event entry.



A Successful Start

Dated: September 10, 2013

*What have you got?
What do you not need?*

“Thanks to our publicity last month and with your generosity we got some good results.”

Youth Guidance held their first photo competition at the Gallery Stroll last Friday evening on 14th Avenue.

Needless to say the youngsters were excited and their program got a boost.

Many thanks to Dick Robertson who made a lot of things happen and to several other of our club members who contributed to this worthy endeavor. Dick and Paul Gallagher were two of the judges from IRPC while Aric Attas and Phil Read represented YG for this competition that had 68 entries. Special thanks to the four IRPC members who donated four point and shoot cameras that they were no longer using.

If the program is going to grow they will need more cameras and supplies. So, if you got some photo "stuff" laying around that is not being used, bring it to our next meeting. It's for a good cause!

Thank you, Rene J. Donars

donarsr@bellsouth.net

This is a new pilot program which is now underway. Classes are being held on Monday evenings with 8-10 participants. It appears to be drawing a lot of interest and will be expanded during the fall.

Youth Guidance has volunteers that will help the youngsters, but the success of the program will depend on having some of our members provide initial help with the program. Please bring any materials you wish to donate with you to our next club meeting.

Kaylan is a 15 year old freshman at Indian River Charter High School.

Her passion lies in the arts, she loves to draw and paint.

She won both the first and the second prize.

First prize was #4050294 and #5269 is the second prize.

Kaylan also posed for her picture after she prepared the layout and someone also gave her an assist by pressing the button. #5269 was a photo op of a tired volunteer (their past chairman)

Jamyle is 11 years old and goes to school at Imagine Charter School.

He loves to play soccer and also loves skating. He won 3rd prize and #IMG0019 is his entry. He set up the shot and his camera, posed and then had someone press the button.


As Youth Guidance does not have photo releases and they are sensitive about identifying the youngsters in the program, they decided to forgo using last names. Next time they will arrange for releases.



#4050294




#5269



#IMG0019

Rene D'.

Photography Master Artist Workshop



Focus on Travel: Creating a Personal Photo Essay, with Allen Rokach

Travel almost always goes together with photography. But how many of us come back from our journeys with the kind of strong images professionals create for catalogs and magazines? In this weekend workshop, Allen Rokach will share with participants the tricks of the trade that he developed during his many years traveling on assignment for magazines and corporate clients.

In preparation for our field outings, Allen will show participants how to develop a shot list so everyone goes into the field with a clear purpose. He will also discuss essentials like 1) creating a sense of place; 2) creating a mood using natural light; 3) photographing people, including friends and strangers. Then, using a variety of locations in the Vero Beach area as our destinations, participants will have opportunities to gather images for individual travel photo essays. The workshop will include daily review sessions to help you hone your photographic skills and enhance your vision by seeing and analyzing images by all workshop participants.

Registration deadline is October 18

Workshop meets Friday, November 8, 3:30 – 5:00 pm
 November 9 – 10, Sunrise – 5:00 pm
 \$375 (Museum members \$350)

Allen Rokach



Allen Rokach is a preeminent nature, garden, travel and location photographer whose 30-year career includes being a senior photographer for Southern Living magazine for 11 years. His assignments have ranged from extreme macro photography done in-studio to on-location documentaries of the vast Amazon Rainforest. For more detailed information please visit www.allenrokach.com.

Contact Us
<http://www.verobeachmuseum.org>
egjordano@verobeachmuseum.org

Register today:
 (772) 231-0707 x116
 Or go to
www.verobeachmuseum.org

WORLDWIDE PHOTO-WALK

Set your alarm clock and Dust off your camera!



Club member Lynn Luzzi will be leading the

Annual Sunrise Photo Walk on October 5th, in Sebastian, FL.

www.worldwidephotowalk.com

Why not join in the fun?

There are prizes to be won, friends to be made,
and great images to be created!!

This is all part of Scott Kelby's Worldwide Annual

Where..... with Lynn Luzzi
At Riverview Park, Sebastian



When.....
Oct 5

6:30 am sunrise - 8:30 am,
Water, piers, birds, statue, clocks, architecture etc.....

Afterwards..... "Breakfast at Mulligan's"

ALL entrant photographers need to **register** for the event at:
<http://worldwidephotowalk.com/walk/sebastian-fl-united-states-riverview-park/>



For further information, please send e-mail to:

lynn@focusphototours.com

Make subject PHOTOWALK 013





INDIAN RIVER PHOTO CLUB 2013 PHOTOGRAPHIC PRINT EXHIBIT

ENTER YOUR BEST PICTURES

The Indian River Photo Club (www.indianriverphotoclub.org) announces its 2013 Photographic Print Exhibit, to be displayed in the Studio Gallery at the Vero Beach Museum of Art, from December 7th to January 5, 2014. Entry is open to anyone residing in Indian River, Brevard or St. Lucie County, amateur or professional, and to any member of the Indian River Photo Club, regardless of residence address. Because of space limitations in the Studio Gallery, this will be a juried exhibit. Rules for the exhibit follow:

EXHIBIT DATES

December 7 through January 5, 2014

INTAKE DATE

December 4 – Wednesday, 10:00 AM to 3:00 PM, at the Vero Beach Museum of Art

ELIGIBILITY

All members of the Indian River Photo Club and any non-member residing in Indian River, Brevard or St. Lucie County, professional or amateur

PRINT CATEGORIES

PEOPLE - Posed or candid, portraits or groups

NATURE - **Flora**- Flowers, plants, etc.

Fauna- Animals, birds, etc.

As noted above, Nature is split into two categories. Evidence of human influence will be allowed, but the subject should be primarily natural.

STILL LIFE - Arrangements, natural or man-made, of inanimate objects

'SCAPES - Landscapes, Seascapes, Cityscapes

SPECIAL TECHNIQUE - Out of the ordinary techniques, digitally altered images of any subject.*

OPEN - Abstracts and images that don't fit the other categories.

* The Special Technique category applies to both film and digital images. It shall include any image that has been substantially altered from its original form using digital image editing techniques. Substantial alteration includes such actions as: printing with multiple layers, adding, removing or rearranging elements of the picture, use of digital filters that alter the texture of the image, color substitution, etc.. Images that incorporate double exposure, time lapse, hand tinting, etc., should be entered in this category.

Special Techniques **does not include** normal imaging processing by digital means, such as cropping, dodging, burning, or contrast or density control. Photographs that are captured with a digital camera or film images that have been printed using a computer and printer are not considered differently than film images that may have been processed in conventional darkroom techniques, unless they have been substantially altered as described above.

Continued overleaf on next page 16

ENTRIES

- Prints must have been made in 2012 to 2013.
- The Photographer's name should not be displayed on the front of their picture.
- Pictures must be the work of the entering photographer, except that a photographer may enter prints made, mounted or framed by another person, from the entering photographer's image.
- Traditional prints must be framed, under glass and **wired for hanging**. No sawtooth hangers will be accepted. The only exception to this is if a photo is printed on canvas, it is not required to be under glass. When printed on canvas, a "gallery wrap" format is acceptable. Gallery wraps must still be wired for hanging.
- Minimum photo size – 8" x 10"
- Maximum picture size – 30"x 30" frame dimensions
- The original image of a Special Technique or digitally altered submission must be affixed to the back of the submitted photograph.
- Pictures must be marked on the back as follows:

Photographer's name and phone number
Title
Entry category

Pictures selected for the Exhibit may not be removed before January 6th, and must be picked up between 10:00 AM and 3:00 PM on Monday, January 6th. If your entry(s) were not accepted, you will be contacted Dec. 4th after 4:00 p.m. or Dec. 5th.

ENTRY FEES

\$10.00 per print. Indian River Photo Club members get one free entry.
Limit of three (3) total entries by an individual.
No refund for entries, whether juried in or out.
Entry forms will be available at intake on December 4th.

JUDGING - Entries to be displayed will be selected by a three-person jury.
Judging for awards by the same jury.

AWARDS - Ribbons will be awarded for 1st, 2nd and 3rd place in each category. Prize winning photographs will be published in Vero Beach Magazine. Press release to local newspapers.

Questions about the exhibit should be addressed to Mike Ricciardi (772) 231-2727 or J.R. Williams (772) 205-1473 or email: indianriverphotoclub@gmail.com

**Vero Beach Museum of Art Photo Exhibit
Entry Form
December 4, 2013**

Name: _____ **Phone:** _____

Address: _____ **Email:** _____

IR Photo Club Member: _____ **Yes** _____ **No**

Pictures:

There are seven categories in which photos can be entered: People, Nature-Flora, Nature- Fauna, Still Life, Scapes, Special Technique, and Open. You may enter up to three images in any one or more categories.

1. **Title:** _____ **Category:** _____

2. **Title:** _____ **Category:** _____

3. **Title:** _____ **Category:** _____

Fee: \$10.00 per picture. If you are a member of the Indian River Photo Club, you get one entry free.

Total: \$ _____

PLEASE PRINT and Complete ALL INFORMATION
And have this form with you at Entry on December 4th

Thank you

By Donna Green



On Saturday August 2nd., twenty two photographers of the Indian River Photo Club gathered for a "Destination Unknown" activity coordinated by photographers Louis Cizek and our Club Board member Donna Green.

Thanks to the planning by Louis Cizek with the owner of "Mr. Scrap", members had to be creative at the scrap yard. The scrap brought in for recycling provided a myriad of opportunities challenging members to turn an everyday object into a personally created image. Prominent were lines, circles, curves and patterns as well as wire, iron, autos in various stages of repair. Exclamations were overheard *"I've been wanting to come here for a long time!"*, *"I found so many abstract images!"*, *"This is a great place to be creative!"*.

A video of the scrap images accompanied by music was shown at the August membership meeting.

Great work, fellow photographers! Here's looking forward to our next "Destination Unknown."





Taking those Important Baby Photographs

By Caroline Briggs

The first official photograph of the Duke and Duchess of Cambridge's new baby has earned a measure of plaudits for amateur photographer and grandfather Michael Middleton. That first baby "snap" isn't easy, writes photographer Caroline Briggs.

Every new parent has been there. You want to take a photo of your beautiful bundle of joy, but on camera he looks like a red-faced Gollum. There is more pressure than ever in this age of Pinterest-perfect imagery to produce a photo that stands up to social media scrutiny and can be e-mailed worldwide.

My son was born two days after Prince George, so I know how hard it is to shoehorn in a photoshoot between the sleepless nights and endless nappy changes. Here are some tips that can help.



1. Timing is everything. The first couple of weeks when the baby is still curled up and as sleepy as a sloth are best for a newborn shoot. Make sure he or she is well fed, with a clean nappy, and wait for baby to drift off. Dress them in the outfit or blanket you want to use for the photo before they go to sleep. Patience is key.

2. Use soft, natural light from a window instead of flash for the most flattering results. Pop the infant on a bed in front of a large window, with simple light-colored bed linen and a soft textured blanket.

3. De-clutter the background. Your brain might be good at filtering out the dirty clothes on the bed but your camera may not.

4. Get in close and personal. Get down low for the best angle. Taking your camera down to your baby's eye level will give you a more personal point of view.



5. You can always crop the photograph afterwards to fill the frame with your baby's gorgeous chops, helpfully cutting out the milky stains on the duvet (particularly handy if you're after an aspirational lifestyle shot, and not the sometimes grim reality of life with a newborn).

6. Don't forget details. Those tiny hands and tootsies are going to grow - and fast - so get them on camera before they turn into spades.

7. You might want to consider using a lens with a long focal length and a wide-open aperture. If that's all Greek to you, then stick your SLR on portrait mode, and it should give you a nice bit of background blur.

8. Don't forget the "firsts". Your baby's first bath, first trip outside, and first visit to see the grandparents are all worthy of capture.

9. For these candid moments ...that is when your camera phone comes into its own.

10. Finally, the young child will want to know what mummy and daddy looked like when they were born so, like Catherine and William, get a friend to put yourselves in the frame too, if you parent, sister or grand parent or what. It's up to you whether you want to edit out those sleepy eye bags.



Taking Your Camera Further

Super-shooter smartphone stand-off!

At the Berlin IFA conference this week

41 Mega Pixels!

Some very exciting new advances in camera technology were on display this week in Berlin at one of the world's largest "techie" expositions. Three items caught the editor's eye and briefly they are outlined below.

Microsoft's Nokia's Lumia 1020 has just gone on sale in the United Kingdom.

The Windows Phone handset is distinguished by its **41 megapixel camera**, which Nokia says captures more detail than any other handset has done before. It processes images using a sort of HDR process, taking each photograph in threes and combining them as one.

But **Sony** will challenge the Nokia phone for super-shooter supremacy.

The Japanese firm's Android-powered Xperia Z1 comes out later this month. Its image sensor



has about half the number of megapixels (**20.7**), but Sony claims it produces better photographs and perhaps because of the assets it has, (such as an F2 aperture) they appear to be very much better in comparison.

The device has a detachable Carl Zeiss lens that will work independently of the camera and take photographs using a WiFi link to the device up to a distance of some 30 ft from the device. A great super snooper!



The user can also control depth of focus, aperture and white balance.

A Two-lens camera, that takes 360-degree photographs

Ricoh has unveiled a device called the Theta camera which has two lenses. It shoots 360-degree photographs and is designed to be linked to a smartphone by WiFi. Yes it works superbly but do we need a 360 camera or photograph for that matter, even though the shots are excellent in quality?

Now, YOU Take Your Camera Further - to our Air Show



**October 5th & 6th
Great Photo Op!**

Disney's plan to spread sound by touch Could photographs be next?

13 September 2013

Disney has developed a device to transmit sound through the human body. The Ishin-Den-Shin technology uses a standard microphone to record audio and then converts it into an inaudible signal transmitted through the body of the person holding the microphone.

When the person touches someone's earlobe, an organic speaker is formed and the sound becomes audible, effectively whispering a message into that person's ear.


The sound can be passed from person to person using any physical contact. The technology, which was developed at Disney Research in Pittsburgh, received an honorary mention at this week's Ars Electronica Festival in Linz, Austria.

“Start Quote

It is almost magical and appears to come from nowhere!

End Quote”

Professor Trevor Cox University of Salford



Mickey Mouse? Maybe! But it records sounds through a device fitted to the microphone that creates a "modulated electrostatic field" around the user's skin.

"When touching another person's ear, this modulated electrostatic field creates a very small vibration of the earlobe," Disney Research [says on its website](#).

"As a result, both the finger and the ear together form a speaker, that makes the signal audible for the person touched."

"The inaudible signal can be transmitted from body to body, using any sort of physical contact."

"The recorded sound can be heard only by the specific ear touched".



The club will have a trip to the Brevard Zoo on Tuesday 24th September.

We will car pool from Vero Beach.

We will leave in time to get a good parking spot at the zoo.

The lot fills up fast as the admission is only \$2.00.

There are many great photo opportunities at the zoo, including some great people shots and giraffe feedings. There will be photo-mentoring for those who would like it.

While there, don't forget to look upwards. Not all the wildlife are actual zoo residents.

We plan on having a nice meal before we return home.

To sign up and get full details please e-mail President Bill Menzies at link below, at your very earliest.

at president@indianriverphotoclub.org.

<https://brevardzoo.org/explore>



Brevard Zoo