

Infocus



The monthly e-newsletter of The Indian River Photo Club

www.indianriverphotoclub.org

June 2016

President's Snapshot

The program this past meeting was most interesting. As I had mentioned during the introduction of Marilyn Cook, our presenter, that it was over sixty years since I took my very first photograph. I did say that color did not come into the picture at all in those days. After WWII color film was extremely difficult to obtain. My comment about color was quite wrong. On the contrary, color was very important. Yes, we only had black and white film available but I had forgotten the fact that one of the most important assets I had while shooting black and white was a set of color filters which I always carried with me.

They were a set of color filters designed to attach to my camera allowing me to enhance the natural light. Most of my filters were in the yellow spectrum. With the English climate as it is, it was perhaps the only way I knew of making my monochrome's more lively looking with fake sunshine! The filters worked. They were British made too, and manufactured by the Rolls Royce of filter manufacturing in those days, Hunter. I still have some of them.

This month our program "*A Carousel of Photographs*" will be one where you will have the opportunity to judge and be judged, to chat, to compare or show off to each other your capabilities and specialties as a photographer. We all know we are the

"The Red Cup"

best photographers, don't we? So why do we not take home at least one of the Award's ribbons each month? There surely is a reason and we shall try to determine what that reason might be during the "*Carousel*".

Sitting in small groups, we shall examine each other's work. We shall then come to a group determination as to the merits of each photograph presented. We will assess the images and try to see what the maker had in mind when making the image. The idea is for us to hold a set of constructive discussions about the photographs which you and I know are good. Unfortunately, others fail to understand why we think so.



At this past meeting we were introduced to our "Red Cup" program. It appears to have started off very well. So what is it? Simply this, it is meant to be an ice breaker.

We have all experienced attending a meeting, as a stranger, for the first time. It is tough. It takes a lot of courage for most of us to do it. Then, often we leave the meeting having not said a word to anyone and no one saying a word to us. There are many reasons for that, and apart from feeling awkward we also feel quite conspicuously visible.....the welcome is often very cold.

Inside this Month

Presidents Snap Shop	Page 1	Awards Photographs	Pages 5/10	North County Library Exposition	Page 15
Vero Air Show	Page 2	Marilyne Cook Program	Page 11	Some Backus Awardees 2016	Pages 16/17
Your Photo Carousel	Page 3	Judge and Be Judged	Pages 12/14	Memorial Day Story - Skip Murphy	Pages 18
Awards Results	Page 4	Save The Date	Page 14	Free E Book - Bill's suggested reading	Page 19

One of our members suggested that the conspicuous part could be made more deliberate and turned into an asset, therefore becoming less of a barrier and more of a welcoming token. So, whenever a new member or visitor attends our meetings for the first time, they will be asked to take a Red Cup for their beverage use. This will signify to everyone that the holder is an important person and each of us should welcome them to the club. The red cup suggests that some acknowledgement is demanded. We all enjoy attention, it makes us comfortable and feel part of the group, a believer.

So, as long as our new members wish, they may use the Red Cup.

It was good news from Mike Ricciardi that we had a great representation, and much success, at the annual Backus "Through the Eye of The Camera" event. What was a surprise to everyone was that the Backus judges created for the first time, a "Director's Award". That honor went to our club member, Bill Lord for his superb monochrome. Congratulations Bill on such an outstanding achievement and photograph.

Also, Mike Ricciardi with his "new shoulder" still in a sling, showed us all his one armed underwater skills while assembling the projector, handling reams of notes, a microphone and refreshments! Mike also managed to take first place in the color section of the class A awards!! Thank you Mike. What an effort! Great photograph too!

Many of our members have now traveled north for the summer months. We wish them a pleasant summer and hope that, from time to time, you will send us a photograph or two for publishing in the newsletter. A little gossip might perk us up too!

Please do not forget the Sebastian Library exposition during July and August. If you have any photographs you might like to have placed there, then please contact our coordinator Jackea Andoniades at: jackea.lucy@gmail.com. Jackea has just had some eye surgery so some uplifting e-mails or a card or two would be the medicine she needs right now.

Our photo club is relatively a small one. However, the administration of the club is still a task that takes many members to keep it alive. Bluntly, we need the energy of all members to help in its operation. If you have a special talent, or skill that you could loan to us each month for an hour or so.....we would love to hear from you. We would also love to hear from you with regards to your concerns about or suggestions for the club. An e-mail or phone call will always be responded to. As members, you are "the club". The BOD is just the "management team", volunteering and doing their very best and who need your support to do what you wish.

July 4th will soon be with us and yet another chance to capture the Spirit of this unique American day. Send us your interpretations as jpg's! Our newsletter is sent all over the world and we would love to tell and



The elite US Navy Flight Demonstration Squadron the Blue Angels
will perform at The Vero Beach Air Show
June 25-26, 2016.

This is a Photo-op that you should not miss !

Once again those blue F/A-18 Hornets will be flying over Indian River County. More than 50,000 people thrilled to the performance of this amazing jet team at the 2014 show, the biggest and best event ever on the Treasure Coast. The show will be held at the Vero Beach Regional Airport on the grounds used by our brave men and women during World War II, when it was known as the US Naval Air Station at Vero Beach.

Vero Beach is one of only 36 sites nationwide and the only site in central Florida where they will perform this year. On the days before the show, the team will perform aerobatic maneuvers from the show sequence over the show line and a one-hour practice demonstration. The Blue Angels will participate in community outreach during their stay here and sign autographs after the show. A full maintenance and support crew and "Fat Albert," the team's C-130 Hercules aircraft, will accompany the pilots. The Blue Angels have been flying since 1946 when Admiral Chester W. Nimitz, the Chief of Naval Operations, ordered the team established.

Other Performers

In addition to the Blue Angels, Vero's air show team has put together a stellar line-up of air show acts. Rob Holland and the Shockwave jet truck will be here again. Other performers appearing include Mike Goulian, Aeroshell Aerobatic Team, Kyle Franklin/Dracula, Greg Shelton, Ed Vesely, Wing Walker Ashley Key, Misty Blues All-Woman Jump Team, Jacquie Warda, and John Black. Read all about our air show acts at our Performers web page. The show will also include static displays of amazing aircraft and a Family Fun Zone for the kids. Vendors will offer souvenirs and delicious food and drinks.

You'll find a lot to do and photograph at the Vero Beach Air Show.

This month's program

A CAROUSEL Of Photographs



The program this month will be one where all our members
will be involved.

Each member is invited to bring to the meeting a small selection of photographs.

If possible they should be mounted (no picture frames please) and the actual photograph not smaller than 10 inches by 8 inches.

If possible please put your name on the back of the picture together with its title.

There is only one rule.....The Photograph must not have **won** an award anywhere!

The subject matter is "anything"!

They may be in color, monochrome or digitally altered.


They may have been taken any time during the past ten years.

Each photograph will be reviewed by your fellow club members.

All the photographs will be reviewed and assessed by each other club member.

You WILL be the judge.

YOU WILL not be embarrassed!



The Awards subject for This Month Is Open

Class A - Color

Mike Ricciardi	Beautiful Callalily Blur	1 st
Steve O'Neil	Swiss Waterfall	2 nd
Lee Benson	Eye See You	3 rd
Keith Wright-Osment	Late For Rehearsal	HM



Class A - Monochrome

Lee Benson	Fast Winds	1 st
David Bence	Look Mom, I Drew A Fish	2 nd
Mary Lou Christy	Dance, Ballerina, Dance	3 rd



Class A - Special Techniques

Lou Lower	Lavendar In Motion	1 st
Mary Lou Christy	Windsor March	2 nd
Arlene Willnow	Koi Feedin Time	3 rd



Class B - Color

Lila Ferrari	Rushing Stream	1 st
Diane Deluca	Yellow Mania	2 nd
Ed Smith	Crazy Explosion	3 rd



Class B - Monochrome

Skip Murphy	Spring Shower	1 st
Lila Ferrari	Dragonfly	2 nd
Karen Lanphier	Marsh Breeze	3 rd



Class B - Special Techniques

Skip Murphy	Flutterby	1 st
Ed Smith	Exotic Water	2 nd





Beautiful Callalily Blur
By Mike Ricciardi
First Place Class A Color



Swiss Waterfall
By Steve O'Neil
Second Place, Class A Color



Eye See You
By Lee Benson
Third Place Class A Color



Late for Rehearsal
By Keith Wright-Osment
Honorable Mention
Class A Color



Fast Wings
By Lee Benson
First Place Class A Monotone



Look Mom, I Drew a Fish
By David Bence
Second Place Class A Monotone



Dance, Ballerina Dance
By Mary Lou Christy
Third Place Class A Monotone



Lavender in Motion
By Lou Lower
First Place Class A
Special Techniques

Windsor March
By Mary Lou Christy
Second Place Class A
Special Techniques



Koi Feeding Time
By Arlene Willnow
Third Place Class A
Special Techniques



Rushing Stream
By Lila Ferrari
First Place Class B Color



Yellow Mania
By Diane Deluca
Second Place Class B Color



Crazy Explosion
By Ed Smith
Third Place Class B Color



Spring Shower
By Skip Murphy
First Place Class B Monochrome




Dragon Fly
By Lila Ferrari
Second Place Class B Monochrome



March Breeze
By Karen Lanphier
Third Place Class B Monochrome



Flutterfy
By Skip Murphy
First Place Class B
Special Techniques



Exotic Water
By Ed Smith
Second Place Class B
Special Techniques



Color

Expressing Your Photographic Vision and Intent Using Color

Our Presentation by Marilyn Cook at The May Meeting

This presentation may be viewed on line and may be down loaded as a PDF file, go to:
<http://indianriverphotoclub.org/MarilynCookUsingColorinPhotography.pdf>



JUDGE AND BE JUDGED BY ALEX FYFE DPAGB



Some General Considerations.

At a recent club meeting we all benefited from trying to look at our pictures through the judge's eyes and we tried to get into the skin of this character we call **THE JUDGE**.

The very name conjures up an image of someone who is both critical and negative. This is far from a true picture of the average judge. We have to accept that some judges are better than others, remembering that they themselves are members in their own clubs and do the job voluntarily for no more than travel expenses or a small stipend.

Kermit the Frog confessed that 'It's not easy being Green'. Having done some judging myself I have to confess that "it's not easy being a judge", irrespective of all other things. I just haven't found a way to express it in song. Yet!

The judge can only please a very few of those submitting work for judgement (the winners). So therefore the club members are sometimes justifiably critical of the judge for giving a superficial assessment of their work. Judges know all too well that they are also being judged as they perform their task. You don't have to be a masochist to be a judge but it certainly helps!

If, the entrant gets no helpful feedback at the time of being judged, then it's understandable that they will enjoy little benefit from entering the competition. This is not always the judges fault but he or she will attract most of the ensuing flak.

Some General Requirements.

So, what do we have a right to expect from our much maligned judges? I recently read the following extract from the letters page of a well known photographic magazine which suggests one point of view.

To judge and criticise constructively while judging, the situation demands a depth of knowledge at least equal to that of the author of the work. In the case of a competition at any level, the judge's expertise should at least equate to that of the best exhibitor'.

This appears quite reasonable at first reading but if it were applied as the norm I fear we would find ourselves with an acute shortage of judges.

There must be an entry level for judges. They don't all start off as experts though it is hoped they will improve as they gain more experience at being a judge. There is no easy solution. Set the bar for the judge a little lower, remembering that our photography is a 'fun' activity and that competitions, usually, are best not taken too seriously. Whatever height we set the bar, I think the following notes would be a minimum requirement that would satisfy most photographic club's competition needs.

- 1) Any aspiring judge should demonstrate a love, even a passion for good photography and be able to appreciate, and be familiar with, its many styles and forms.
- 2) A personal track record of good photography at an advanced level is essential otherwise his remarks would be based on theory and little practice.
- 3) Highly desirable would be a good working knowledge of a wide range of photographic processes. To be able to talk with the authority of experience would be a valuable asset.
- 4) A judge should try to be constructive and find something positive and encouraging to say even good about a picture he may not like, especially in the Beginners and Intermediate groups.

You might find someone who could tick all the above boxes and yet make a poor judge. The final requirement is perhaps the most important of all. The ability to express oneself clearly and communicate in a way that is helpful to the audience, is a skill that most judges strive to attain. Most of our comments about judges hinge on the presence or absence of this skill which does not come naturally to many.

The Judging Process, and things the judge will look for. I can only speak for myself, and the following comments are guidelines that I have followed in my limited career as a judge. They are not exhaustive but might give you food for thought when preparing your entry for club competitions, to avoid disappointment. **IMPACT** There may be exceptions but most pictures will have an immediate impact on the judge. Sometimes favourable, sometimes not.

Does the picture have real 'eye appeal' or is it gimmicky? Does it show a fresh approach or only repeat what others have already done? Does a special effect cover up an underlying poor picture? Has the photographer shown any originality in their treatment of the subject or is it following a well worn path? Traditional can sometimes equate with 'boring'. The experienced judge will know in the first few seconds where the pictures strengths and weaknesses lie and hopefully point these out to us.

Over time and with careful attention to the judges critique we can learn to avoid the common pitfalls and improve our chances of higher ratings for our work.

CAMERA CRAFT If the photographer is not making the best of the situation with his camera it will come across in the print and the judge will jump on it. Who is in control of the camera, the photographer, or is everything set on AUTO?

Don't expect to salvage a poorly taken picture with Photoshop. It seldom works. Exposure, focus, and carefully chosen depth of field, are some of the building blocks of good camera technique with no shortage of books and magazines offering help to the beginner in understanding the technicalities and jargon.

COMPOSITION This is not a technical but an aesthetic consideration and weakness in this area accounts for a high level of judges comment. Many otherwise good pictures fail for lack of good composition. Photoshop provides tools that can help us to improve on our original choice of camera viewpoint. There are some general rules of thumb regarding composition that the newcomer would do well to acquaint themselves with and these are part of every photographers learning curve.

DEGREE OF DIFFICULTY Some will dispute that this should be a consideration. Imagine a judge faced with two superb photographs. One, a landscape where the photographer could wait for the lighting to be just right and the clouds to move into the ideal place in the frame. All the time in the world to set the right exposure and point of focus. In the second shot the photographer has caught a fleeting moment of action, enabling us to see the detail of an event that happened in the twinkling of an eye. There can only be one 1st place. Which one wins? The technical demands for both pictures might be the same but the instant response of the second photographer deserves an extra point and for me, merits the winning place.

Some Conclusions. Some judges make it look so easy and others struggle. This is unlikely to change while we continue to try and apportion marks to something as subjective as a photograph. Most of us took up photography because it was 'fun' and allowed us to express our creativity, such as that might be. We would do well not to lose sight of that original motivation by getting hung up about this or that judges comments.'

Please yourself' by all means but be open to the constructive comments of others and be willing to learn from your mistakes.

A Word to Judges. All of us sitting in the audience listening to your comments on our work would dearly love to be in that coveted 1st, 2nd, or 3rd group at the end of the evening. More than that, we want to learn something from your remarks that will help us make better choices next time we are faced with a great picture opportunity. It's not all about points. The whole exercise should be a learning experience and you

are 'the teacher'. You only have a short time to say something meaningful, so please don't waste it by describing the picture, or by reminiscing about yourself.

Try to avoid the repetitive use of stock phrases such as 'well seen', and please don't talk to the picture. Take a long hard look at it, decide what you want to say, turn to the room and talk to us. All that said, you were willing to come and give us the benefit of your experience and many of us are the better for it, even if your remarks are sometimes not what we'd hoped for. Like the rest of us, you too are on a personal journey, and nobody said it would be easy.

Thank you!

And finally We all know instantly whether we like a picture or not. To be able to spend around two minutes explaining exactly why is a very different story, especially if there are another 50/60 pictures to be considered in the same session. My final word on judging is therefore, 'Don't knock it till you've tried it'.

Never undervalue the concept of the judge as a teacher, and to some extent, an entertainer. Every judge should travel with a mentor: someone who can be relied on to give a brutally unvarnished opinion in the car going home. In the words of former PAGB Executive member Sylvia Keith, '**everyone needs a wife**'. Fortunately I have one of those, and she is used during the preliminary glance at prints, and during the interval, and afterwards. Those are very useful comments for me

*I have often thought that if photography were difficult in the true sense of the term — meaning that the creation of a simple photograph would entail as much time and effort as the production of a good watercolor or etching — there would be a vast improvement in total output. The sheer ease with which we can produce a superficial image often leads to creative disaster.
(Ansel Adams from "A Personal Credo")*



SAVE THE DATE!



The Florida Camera Club Council is pleased to announce that it will host a Conference & Trade Show on March 10, 11, & 12, 2017.

The theme for the 2017 Conference & Trade Show is:
"Photography: The Art and The Science".

The conference will be held at the same venue as the highly successful 2015 Conference, the Florida Gulf Coast University in Fort Myers.

More information will be made available as the Conference Committee finalizes the list of speakers, workshops, and vendors.

Joe Fitzpatrick
President
Florida Camera Club Council

North County Library Exposition

July & August 2016



Members of the Indian River Photo Club are invited to submit photographs for this annual exposition held at the North County Library in Sebastian.

The exposition will be held during the months of July and August 2016 as two separate presentations.

Photographs are being selected for the two sessions and will be considered on a first come basis.

For further and full details regarding making your submissions and the parameters covering such submissions please contact our Club coordinator Jackea Andoniades at::

jackea.lucy@gmail.com

jackea.lucy@gmail.com

Images Bachus 2016



Images by Mary Lou Christy
Behind The Garden Gate (top left)
May Plumbago (top right)
Pastel Princess (center)
Two Women (bottom left)

I had four images juried in to the show. "Pastel Princess" placed first in the Digital portrait category. This was a quick shot that I saw and captured of my grand daughter on Easter Sunday.

"Two Women" was juried in. It was entered under the category of Great Outdoors: structures. I debated where to enter this one, but since the fresco and old building were a big part of the image, I chose that category. It was taken in a small town in Italy.

"Behind the Garden Gate" was juried in and entered in Black and white digital photography.

Images Bachus

continued



City Watcher, Monochrome
By Linda Leonard
First Place



Chrome Plated Pleasure
By Bill Lord
Directors Choice, Special Award



Distorted Reflection
By Arlene Willnow

Memorial Day 2016

*Home of The Free
Because of the Brave*


With Thanks to Skip Murphy



Skip Murphy



Skip Murphy



Skip Murphy

A Free “E” book for those who are interested!

Just an idea!



Last week I received an email from Caroline, a fellow email subscriber, saying: "...I'm taking photos at dawn tomorrow, what settings should I use?" And it got me thinking...Sure, photography isn't as simple as "use these settings and you'll be fine", but I certainly have starting off points I use when taking photos.

For example, I know that if I'm shooting a concert, I want a wide aperture, a reasonably fast shutter speed, and a high ISO, using manual mode. And if I'm shooting a landscape I want to set my camera to around f/16, 1/100 of a second, at ISO 100.

So if I know where I'd start, it makes sense to both share them with you, and explain my reasoning behind them, as I think you'll learn a lot from them. That's why I've produced this new (and 100% free) ebook, [21 Go-To Photography Settings](#).

In This 15-Minute e-Book You'll Learn...The exact Aperture, Shutter Speed, ISO, and Shooting Mode I use for 21 different shooting situations...

How to capture anything from pitch-black Milky Way skies, to bright and sunning lens flare, and everything in between...

The exact thought process I use so that you can easily, and instinctively make these decisions for yourself in the future, and much more...

[Click here to be taken to the download page](#) (no email sign up required).

On this page, you'll also see the description for an e-book I sell, which you may be interested in (although you're under no obligation to buy)

Enjoy the e-book!

Josh Dunlop

Founder, Expert Photography

Please note that the Indian River Photo Club does not necessarily endorse the above promotion but only recommends it as a possible extension to your learning library.