



Indian River Photo Club

Thanksgiving Greetings November 2009



INFOCUS NEWSLETTER

Two for Won this month! Neither first, but both Awardees!

No, it is not a typo! Just that the first photographs in our mail box this month, and just by a hair, were sent by someone who had achieved two awards in the judges selection earlier that evening. So what are we to do? Put both on the front page of course!

JR Williams, exhibiting not only two great photographs in our “Four” competition but also a great sense of humor in selecting his titles managed to pip another of our members by just milliseconds in the e-mail “first in” scramble.



On the left is JR’s 3rd place composition in monochrome titled “Jail Bird Eggs” and above right is the second place technically altered piece “Nemo and Friends”! Two great examples of some deep thought while planning the themed piece for the monthly awards competition. Incidentally, the histogram of the photograph on the left is what would probably be considered “perfect”. For the editor, that is not a simple matter! “Nemo and Friends” is a

digitally altered picture that again not only carries the theme for the month but shows great skills in assembling the pieces.

Our judge for “Four” was Keith Carson from Carson Photography.com who had, as is usual for our judges, a difficult time selecting the appropriate pictures for awards. We all thank Keith for the great effort.

Our Next Meeting will be on Thursday December 3rd.

Contents.	
Page 1	Two for Won
	Next Meeting
Page 2	St. Helens Fair
	Robert O’Toole
Page 3	President’s Snapshot
Page 4/6	October Awards
Page 7	Dr. Hood’s Tips
Page 8	Adam Jones Seminar
Pages 9/20	Catalogue of Photos
Page 20	Letter to The Editor
Pages 21/22	Club Print Exhibit info

This will be a very special meeting, as it is the time when our annual “Best Photograph of The Year” selection is made. It is a time when we can all review those photographs that were selected for awards during the past year.

Included in this newsletter is a catalogue with thumb nails of most of the year’s photographs that have received awards. In total, 161 photographs were given awards and it is the sincere hope that all of these are represented by the individual member photographers to our judges and our members for selection at the December meeting.

Remember, although a “Best Photograph of The Year” is chosen it does not mean that others not selected, or those that were previously presented during the year, are not winners. Everyone’s photograph is a winner!

Our club produces some outstanding photographs for consideration each month, and we should all be proud of our group photo-expertise. It is quite exceptional.

The 2009 St. Helens Harvest Festival Fair



About fifteen or so club members went to the St. Helens Annual Harvest Festival Fair on Friday night the 20th. of November as a group photo op. It was a great evening out. This year being dry, it was also much warmer than is usual, but the Dodger facilities are ideal for such an event and photographers were able to get some excellent shots.




JR Williams was kind enough to send us a few of his photographs to share with our membership so we might envision what latitude there is at such an event, and maybe consider attending next year.



His photographs really give us a feeling of aerial movement and g-forces both gentle and more stressful!



JR says "I think all had a great time. There was a good crowd and the weather was perfect"..... Thanks, JR



October Speaker Robert O'Toole

Our speaker this month was Robert O'Toole who had arrived back from a trip to Europe, just the day before.

He gave us a detailed coverage of his activity as a wild life photographer. Using his long lenses in most instances, he was able to provide some outstanding shots of wild bear, that appeared too close for comfort, and close ups of birds in flight that gave the impression that we were flying alongside. Robert also provided some instruction on how to develop and manage photographs using PhotoShop, so that "the not so perfect image" became that once in a lifetime shot! After the presentation he had available a DVD that provided much insight into the tricks that CS2 can provide for you. Very practical and useful. At \$20 it was a good buy.

Visit his web site for great photos and other information regarding educational opportunities.

<http://robertotoolephotography.com>

President's Snapshot

We have some important things to consider as our year closes. And a lot to look back on.

We have our annual Vero Beach Museum Photo Contest coming up in the first of December and you are all eligible to participate. This is a wonderful collaboration between your Photo Club and our quite extraordinary Museum. Only 50 images will be chosen to hang and those walls have displayed the works of Ansel Adams and Picasso among others. Show the world how good you are.



Our annual Best Photo of the Year contest will be a few days later during the club's monthly meeting. Those members whose images won awards during previous monthly contests in 2009 have been notified and will enter their work for this overall competition. We have 2 wonderful judges and you members who attend will vote on your favorite as well! This is a great meeting to attend because we have the best food of the year and this year Pam Price and Stefania Wright-Osment are doing the food for us and they are awesome!

In conjunction with McKee Botanical Gardens we will have a “Camera Basics” workshop to benefit club members and the public on Saturday December 5th at McKee. This will benefit novices and more experienced photographers alike. Bring guests, they can learn about how to get better photos, too!

By the monthly meeting you will have had the opportunity to vote on your Board of Directors for 2010. This year we have used the Internet to insure all can vote. We will accept ballots the night of the meeting for the very few who are unable to vote by Internet. Please use the Internet if at all possible because the paper ballots will delay the results.

It will be a busy meeting. We want you to have time to snack and mingle, it is a club after all! This year we have 7 candidates for 5 seats. Five are current or previous board members and 2 more are offering to serve for the first time. One of those has been your newsletter editor for some time. The other is a local photographer who has kindly judged contests for us. Be sure to vote, it is your club, not the board's. If you have a family membership you get two votes and they need not be the same.

In looking back over the past year I think it has been a really good year. We have had top teachers like Hal Schmidt of the Lepp Institute and Adam Jones, a Canon Explorer of Light, among others. Art Morris, the nations top bird photographer, dropped in one night when Robert O'toole gave us a great presentation. We have had local photo shoots and bus trips with more members than ever before. Always we provide mentoring to any member. Our monthly meetings have more in attendance than we had members when I joined. More members have brought more guests to more meetings than I can remember in 10 years. They are liking our club and joining. We have done more, learned more, helped more photographers, and had more fun than ever before. And it is all because of you, the members! We on the board and your associated team, which we call the Executive Committee, respond to your suggestions and apparently do so well enough that we have over 200 paid members for the first time in the club's history. At one time I was told in the past we had seven members. Without you all and our super team of volunteers we would have very little indeed. From outside the club I have been told several times we have one of the best Photo Clubs in the state. You made that club! And it has been a privilege to serve as your President. I feel your response to what we do is a kind of appreciation, and for that I am grateful. Thank you.

Smile,

Bill

INDIAN RIVER PHOTO CLUB OCTOBER CONTEST AWARDS

Theme: Four

CLASS A:

Color:

1st Gail Cohen "Open 4 Sale"



2nd Lisa Willnow "Four Afloat"

HM Nancy Seabol "Still Afloat"



3rd Mike Ricciardi "Clowns R Us"

Monochrome:

1st Patti Corapi 4 Wings and Petals



2nd Jim Cohoe "Nailed"



INDIAN RIVER PHOTO CLUB OCTOBER 2009 CONTEST AWARDS Continued

3rd J.R. Williams "Jail Bird Eggs"



Special Techniques Class A

1st Joe Deets Four



2nd J.R. Williams
"Nemo and Friends"



3rd Roger Sobkowiak "Four Sails Set"

Color Class B:


1st Susan Webb "Flowing Falls of Sand"



INDIAN RIVER PHOTO CLUB OCTOBER 2009 CONTEST AWARDS Continued



2nd Richard Woodard "Four Wings Are Better Than Two"




3rd Patti Corapi "4 Men and a Baby"



HMJenna Grupp Palms in the Morning Sun

Monochrome Class B:

1st Susan Webb "Four Dancing Fountains"



2nd Pam Price "Solders Four"

3rd Sarah Kappel "Slave Huts"



Dr. Len S. Hood has the Top 10 Camera Phone Tips for you.



Don't laugh.....more photographs are taken each day on Cell Phones than on all the other more traditional types of camera. Even National Geographic devotes a complete chapter to camera phone photography in their book "The Ultimate Field Guide to Photography!" Here are the tips to help you improve your shots.

1. Get In close

The most common way to improve a camera phone image is to get in closer to the subject. People become very small, very quickly if they are a distance away, and can drop to just a few pixels, especially when displayed on a small screen. So move in close to your subject and let them dominate the frame. There is, of course, a limit to this we've all seen images of ourselves that were too close: all nose and a tiny body. Maybe you want that effect, and that's ok too! But the subject is rarely flattered by that kind of image.

2. Keep your lens clean

Serious cameras have lens caps to keep the glass clean, and point-and-shoot cameras typically have covers that close to automatically cover the lens when it is turned off. But camera phones are usually uncovered, and are frequently in the palm of your hand while you talk to your friends. Take a close look at your camera lens now, and it's likely you will find a fingerprint (or worse) on the glass. The lens is your camera phone's eye. The cleaner the glass, the clearer the image will be. It's as simple as that.

3. Hold Still (for an extra second or two)

In many phone cameras, there is a lag between the time when you press the button and the moment when the photo is taken. This is called shutter lag. The amount of lag can vary in timing, depending on the situation. In low light, it may take a bit of extra time for the camera to capture the image. If there is a red eye flash first, you can see how long it takes before the main flash happens. When taking a photo, hold the camera for an extra second or two just to be sure you got the photo you wanted. And in low light, brace your camera against a wall/street lamp/building or whatever to give it the best chance of taking a well focused photo.

4. Watch the Light

Make sure the best light is on your subject. The star of your photo needs to be well lit. A face lit by a setting sun is far more interesting than a face hiding in the shadows. Take a minute to wait for a cloud to pass, or turn around to get the best light. If your subject must be backlit, see if your camera phone has a setting to handle back lighting. Or perhaps you can force a flash to help light them from the front. But ultimately lighting your subject is the best way to

5. Watch the Background

Everything in a photo competes for attention. If you have a photo of a person standing in Times Square, the viewer will be attracted to look at the lights and signs as well as the subject. That's fine if you're taking a 'Look where I am' photo. But if you want to show the details and character of a person's face, it's best to have a plain background that doesn't attract much

attention. Things that are known and easily dismissed (like a wall or green grass) will be overlooked in favor of your subject.

6. Camera Level

To be engaging with a subject, it can be best to hold the camera at eye level and make good contact with the person being photographed. But you can also produce a very dynamic and fun photo by standing over your subject and shooting down on them, or by shooting up from below. Play with the different perspectives and see what you like best. Not every photo should be taken from eye-level!

7. Set the Resolution to High

Okay. Maybe this is obvious. But it's worth mentioning. The higher the resolution and quality setting you choose on your camera phone, the better the resulting photo will be, especially if you ever decide to print it large! Compare the resolution between the two camera phone shots on this page.

8. Shoot Now, Edit Later

These days, camera phones can hold a lot of images. Taking lots of photos really isn't a problem. But the screen on the phone is pretty small, and probably isn't your best place to review, edit, or cull the photos you take. The best place to do that type of editing is on your computer later. So use the camera to capture images, but use the larger screen and better software on your PC to edit them. Otherwise you stand a good chance of wincing when you realize that great image you uploaded to Flickr, Facebook or PhoneBin from your phone was really horribly blurred!

9. Avoid Digital Zoom

It is tempting to use the digital zoom on your camera phone to get in closer to a subject, but there are problems with that approach. The digital zoom exaggerates any potential blur from the camera shaking when the photo is captured. It's hard enough to hold the camera still without this effect. Also the software that performs the digital zoom won't create as good a result as the photo editing software on your computer will do when you edit it later. If you must zoom, do it sparingly, but where possible, zoom in by moving closer to your subject.

10. Follow (and Break) the Rules

There are many articles written about the 'Rule of Thirds' and 'Leading lines' and other compositional guidelines for taking better photos. The details are too much to cover here. But suffice it to say that there are good reasons why these rules exist. Know them. And then, break them. After all, what good is a rule if you can't break it once in a while? Experiment. Listen to the experts. Develop your own sense of what works best for you. And most of all have fun doing it and do it often, because it is then even more fun!





Adam Jones Seminar, Explorers of Light Saturday November 14th at the Kite Center Indian River State College

There were over 60 attendees at the Adam Jones Seminar. The facility is ideal for such a presentation, even though a few small glitches popped up. So much for computers! Seating is perfect providing perfect visibility for all the attendees. Also quite comfortable in fact and the audio adequate.




Adam is a very good presenter who is able to keep his audience in his grasp as he gently guides his class through the intricacies of great photography.



His array of pictures that were projected on multiple large electronic screens



held one in awe. Especially when one found out that he takes most of his photographs to be framed as he sees the subject in his view finder, and not to be framed by cropping or other means on the computer. That is not to say that Adam does not use special techniques to accomplish some of his finished shots. Some of his stitched panoramas and other formats were outstanding and the technical alterations used were not at all evident, even when projected on such large format screens which were in the ranch of five or six feet in width.



The sessions were three well paced presentations. Two before lunch at midday and one after a two hour lunch break, when many attendees were spent a comfortable and unrushed time together getting to know our fellow members.

Adam had some great suggestions for us. One of the most important is to clear off your photographs from your camera card after each session, onto your permanent storage medium. Then reformat the card on your camera. Do not use the delete method, but format the card. The cards' life

span is limited but formatting helps extend the cards use.

Another major concern should be with storage of our photographic media files. Adam triple stores his photographs on external hard drives. He does not use CD's or DVD's, as these have proved to be very unreliable. One of his storage hard drives is kept "off site" and updated on a very regular basis, then returned to its off site location. One hard drive is a working hard drive and the other on constant back up duty. Hard drives have about a 2 year life span and "can go" anytime!

His third suggestion is photograph in RAW all the time. Use that original RAW file to work from to get the prints you need. Finally, export JPG's not save them.

There were plenty of snacks and fruit, together with water, for the between session mid morning break refreshments. Jiffy Photo were also in attendance with a selection of items for members to browse through and perhaps purchase.

The general consensus was that the seminar rated a ten out of ten, presented at a level where all attendees felt comfortable, and at ease, when asking questions of Adam while he made his presentations. Both prior to, during the breaks and after the session, Adam was accessible and willing to discuss whatever topic he was approached about. Those who attended certainly enjoyed a bargain learning experience.



A Catalogue of Awards for 2009

The Indian River Photo Club






Congratulations ladies and gentlemen! These are the photos eligible for entry into the December 3, 2009 **Best Photo of the Year Contest**, except if they have already won in other juried contests such as the Vero Beach Museum of Art Photo Contest or the Backus Gallery Photo Contest. Enter them, and good luck..

If you have any questions, you can reach Hazel at: hazellacks@bellsouth.net, or 772-569=5186




BACHMANN, GEORGE, JR.

Feb.	HM	C	Pizza to Go	We apologize, but for technical reasons we are unable to display these two photographs.
April	HM	M	Barking Up the Right Tree	

BARBOUR, BOB

Feb.	3 rd	C	Sebastian River Sunset		
Mar.	HM	C	Fairy Bluebird		
April	2 nd	Color	Go Gators		
May	1 st	Color	Blue Cypress Sunrise		
Sept.	2 nd	S.T.	Last Calling		


BOLLIS, GEORGE

Jan.	1st	Color	Brr, The Water Is Cold		
Mar.	HM	Color	Beauty and the Bee		
May	3 rd	Color	Splendor in the Grass		

Catalogue continued

June	HM	C	Baby Blues
July	1 st	C	Under Watercolors
Aug.	2 nd	P C	Butterflower
Sept.	2 nd	C	Farewell Note
Sept.	3 rd	M	Farewell to John Doe
Oct.	HM	M	Four Feet High on the Hog

We apologize, but for technical reasons we are unable to display the above named photograph.



BOLLIS, MARY ESTER

Sept.	3 rd	C	Gone, Out to Sea
-------	-----------------	---	------------------




CAREY, ROBERT

Jan.	3 rd	C	Orange Poet of Golden Gate Park
Feb.	2 nd	S T	By the People
Feb.	2 nd	M	Street Paranoia





COHEN, GAIL

Jan.	HM	C	Wipe Out
Feb.	1 st	C	House Cat I'm Not
Mar.	1 st	S T	Mustang Sally
Mar.	3 rd	C	Displaying Peacock
Mar.	2 nd	M	Web of Pearls
April	1 st	M	Safely Secured
Oct.	1 st	C	Open 4 Sale




COHOE, JIM

Jan.	1st	ST	Untitled
Jan.	HM	M	Untitled
Mar.	1 st	C	The Fate of the Moselle
Oct.	2 nd	M	Nailed



CORAPI, PATTY

Aug.	2 nd	PC	Web Weaver
Oct.	1 st	M	4 Wings and Petals
Oct.	2 nd	C	4 Men and a Baby



DEATS, JOE

July	2 nd	M	River
Aug.	HM	PC	Low Tide
Oct.	1 st	S.T.	Four



DERECTOR, HOWARD

Feb.	2 nd	C	Fireworks
------	-----------------	---	-----------



DU PONT, BARBARA

Jan.	3 rd	M	Time Flies
Feb.	1 st	M	Thru the Bush
Mar.	1 st	M	In the Eyes of the Beholder



DU PONT, HAL

Mar.	3 rd	M	Soft Volcano
May	1 st	M	Spring Rain
Aug.	HM	PC	Soft Day, Soft Boat

We apologize, but for technical reasons we are unable to display these three photographs.




EVANS, EARL

Feb	HM	C	Frosty Breakfast
Jan	HM	M	What Price Freedom



GARRETT, DAVE

May	2 nd	S T	Cattle Egret
June	2 nd	S.T.	Water Lilies
Aug.	2 nd	P C	Hi There



GREEN, DONNA

Feb.	HM	M	Shafts
April	3 rd	M	Spires





GRUPP, JENNA

Oct.	HM	C	Palms in the Morning Sun
------	----	---	--------------------------




HALL, DEBI

April	2 nd	C	A Rustic Country Beauty
April	3 rd	M	Baby's First Smile
April	1 st	S T	Captivating Eyes
May	1 st	S T	Only "We" Can Make a Difference



HAYES, JEMAL

Aug.	3 rd	P C	Waiting
------	-----------------	-----	---------



HEFFERNON, MARIA

May	HM	C	Paradise Colors
-----	----	---	-----------------

HARVEY, TAMMY

Jan. 1st C Can Do



Mar. 1st S T Morning Dew

Mar. 2nd M Blessing



HODGE, JOANNE

April 1st M Snake



June 2nd C Old Blue Eyes

KAPPEL, SARAH

April 3rd C Prehistoric



May 3rd C Spread



Oct. 3rd M Slave Huts

KELLY, J. SCOTT

March HM M Machinery a Beautiful Thing



April 1st S T Made in the USA

July 1st S T Water Fall




LACKS, HAZEL

July 1st M Wave Action



LAHMAN, JUSTIN

May 1st C Nectar of the Gods




LEONARD, LINDA

Mar. 1st C Sea Gazer

July 1st C Anchored Out

Sept. 2nd M Old Inscription

Sept HM PC Heaven on Earth



LUCERO, KAROLYNE

Jan. 09 2nd C Ascot Calling



MALSBARY, ANN

April 3rd C Braidings

July HM C Splatter



MC KEAN, BETSY

Feb. 1st S T The Musicos

We apologize, but for technical reasons we are unable to display these three photographs.

METZ, RUS

May 2nd C Air Time



MITCHELL, BOB

Mar. 2nd S T Miss Gracie

May 3rd S T About Barb

We apologize, but for technical reasons we are unable to display these two photographs.

MITTLEMAN, MARK

June 3rd C Hubbard Glacier



PRICE, PAM


May HM C Pillars of Strength



June 1st C Blue Overhead



Aug. HM P C Chairs



Oct. 2nd M Soldiers Four



RICCIARDI, MIKE

Feb. 2nd C You Have Our Attention



Mar. HM C Underwater Beauty



June 2nd C Dolphins in the Blue



July HM C Splash at Sunset



Aug. 3rd P C Blue Beard in the Sky



Sept. 3rd C One More Summer



Oct. 3es C Clowns R Us




RIDLOW, SUSAN

Sept. 2nd C Gotta Go



RILEY, MARIE

Feb. 3rd C St. Augustine Lighthouse



July 3rd C Reflections



Aug. HM P C Stone Bridge



RITCHIE, DENISE

Mar. 2nd C American Beauty




SCHNEIDER, RAY

April HM C Algae Covered Oyster Bed



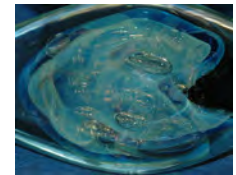
SEABOL, NANCY

Feb. 3rd S T Truffle



Mar. 1st C Great (Heron) Landing


June 3rd S.T. Abstract Fish



Sept. 1st C The End of the Road

Sept. 1st M The Priests' Rest

Oct. HM C Still Afloat



SOBKOWIAK, ROGER

Jan. 1st M Newlywed Smiles


Jan. HM C Clown Beauty

April HM C Touch Me If You Dare

May HM M Laundry Line


July 3rd M Water on Water Lillies

Oct. 3rd S.T. Four Sails Set



STRUPAT, ROBERT

Jan.	2 nd	S T	Yes We Can
Feb.	HM	S T	Its Best Side
June	1 st	C	South Beach
June	1 st	M	Morris Island Light
June	1 st	S. T.	Reflections on Cades Cove
July	3 rd	C	Splash
July	2 nd	S.T.	Moored in the Indian River Lagoon




TANNER, CARL

May	1 st	S T	Jonsey in Oil
-----	-----------------	-----	---------------



TRUE, NANCY

Feb.	HM	C	Brass Bass
June	HM	C	My Blue Heaven
July	2 nd	C	Frozen



TUCCE, DENISE

Sept.	3 rd	M	Please Don't Leave Me!
-------	-----------------	---	------------------------



WAITE, JOHN

May	HM	C	Play the Fiddle
-----	----	---	-----------------





WARD, KELLY

Jan.	3 rd	C	Speed Demon
------	-----------------	---	-------------





WEBB, SUSAN

Feb.	1 st	C	Predator
Mar.	1 st	M	Waves of Poppy Petals
April	1 st	C	Crackled Jacks
April	2 nd	M	Weathered Leather
May	2 nd	C	Climbing Vine
July	2 nd	C	Water on the Rocks
July	3 rd	M	Dark Reflections
Aug.	1 st	P	Crewless
Aug.	3 rd	P C	Standing Out
Sept.	1 st	M	Leaving Port.
Oct.	1 st	C	Flowing Falls of Sand
Oct.	1 st	M	Four Dancing Fountains




WILLIAMS, J.R.

April	2 nd	M	Translucent Foliage
April	2 nd	S T	Safety in Numbers
May	3 rd	M	Zebra Swallowtail
Aug.	3 rd	PC	Beauty
Oct.	3 rd	M	Jail Bird Eggs
Oct.	2 nd	S.T.	Nemo and Friends



WILLNOW, LISA

April	HM	M	Reaching
May	HM	C	Iguana
May	2 nd	M	Early Morning Mist
July	1 st	M	7 Sacred Pools – Maui
Sept.	2 nd	M	Bon Voyage
Oct.	2 nd	C	Four Afloat



WOODARD, RICHARD

Sept.	1 st	C	Farwell, Earth
Oct.	2 nd	C	Four Wings are Better Than Two




WRIGHT-OSMENT, KEITH

Jan.	HM	C	The Game Goes On
June	3 rd	M	I'm So Very Blue
Sept.	1 st	S T	Miss You



WRIGHT-OSMENT, STEFANIA

Jan.	3 rd	S T	Biker Art
Jan.	2 nd	M	Having a Drag
Feb.	3 rd	M	Winter's Wait
June	2 nd	M	Color Me Blue
July	2 nd	M	Cascade
Aug.	1 st	P C	Water Nymph



YARINA, GLORIA

Jan.	2 nd	C	Let's Dance
------	-----------------	---	-------------



ZUBECK, JOLEEN

May	1 st	M	The Pipe
-----	-----------------	---	----------



It has been a great year with the awards competition. Many outstanding photographs were shown with many members feeling they have managed to advance their photographic skills through taking part in our monthly event. With the annual awards for Best Photograph of the Year taking place on December 3rd, we hope we shall see most, if not all those catalogued here, presented for consideration.

Letter to the Editors

We get quite a few letters from our members and we certainly appreciate the encouragement from them. We enjoy the member participation in getting things of interest and suggestions to us. Below is an e-mail than came in which we would like to pass on to you, and hope that our members are able to "perk" Steve up with some letters of encouragement and share their photo passion with him. Anything that helps with re-hab we are sure would be appreciated.

Hi - Steve Finestone here - sorry I've missed many recent meetings - have been sick, getting chemo & radiation. My pre-senile brain thinks meetings are 3rd Thursday @ 7:00 PM @ Heritage Center. For me, anyway, one sentence addressing this in Newsletter would be useful. Newsletters, & attached files are SUPERB! Thanks, Steve Finestone

INDIAN RIVER PHOTO CLUB 2010 PHOTOGRAPHIC PRINT EXHIBIT

ENTER YOUR BEST PICTURES

The Indian River Photo Club (www.irphotoclub.org) announces its 2010 Photographic Print Exhibit, to be displayed in the Studio Gallery at the Vero Beach Museum of Art, from December 05 to January 03, 2010. Entry is open to anyone residing in Indian River, Brevard or St. Lucie County, amateur or professional, and to any member of the Indian River Photo Club, regardless of residence address. Because of space limitations in the Studio Gallery, this will be a juried exhibit. Rules for the exhibit follow:

EXHIBIT DATES

December 05 through January 03, 2010

INTAKE DATE

December 1 – Tuesday, 10:00 AM to 3:00 PM, at the Vero Beach Museum of Art

ELIGIBILITY

All members of the Indian River Photo Club and any non-member residing in Indian River, Brevard or St. Lucie County, professional or amateur

PRINT CATEGORIES

- | | | |
|----------------------------|---------------|--|
| PEOPLE - | | Posed or candid, portraits or groups |
| NATURE - | Flora- | Flowers, plants, etc. |
| | Fauna- | Animals, birds, etc. |
| | | As noted above, Nature is split into two categories. Evidence of human influence will be allowed, but the subject should be primarily natural. |
| STILL LIFE - | | Arrangements, natural or man-made, of inanimate objects |
| SCAPES - | | Landscapes, seascapes, cityscapes |
| SPECIAL TECHNIQUE - | | Out of the ordinary techniques, digitally altered images of any subject.* |
| OPEN - | | Abstracts and images that don't fit the other categories. |

* The Special Technique category applies to both film and digital images. It shall include any image that has been substantially altered from its original form using digital image editing techniques. Substantial alteration includes such actions as: printing with multiple layers, adding, removing or rearranging elements of the picture, use of digital filters that alter the texture of the image, color substitution, etc.. Images that incorporate double exposure, time lapse, hand tinting, etc., should be entered in this category.

It does not include normal imaging processing by digital means, such as cropping, dodging, burning, or contrast or density control. Photographs that have captured with a digital camera or film images that have been printed using a computer and printer are not considered differently than film images that may have been processed in conventional darkroom techniques, unless they have been substantially altered as described above.

ENTRIES Conitnued next page

ENTRIES Conitnued

- Prints must have been made in 2007 to 2009.
- Prints may have been made from an earlier image.
- The Photographer's name should not be displayed on the front of their picture.
- Pictures must be the work of the entering photographer, except that a photographer may enter prints made, mounted or framed by another person, from the entering photographer's image.
- No print may be submitted that has won an award in any prior contest or exhibit, other than IRPC member contests.
- Traditional prints must be framed, under glass and **wired for hanging**. No saw tooth hangers will be accepted. The only exception to this is if a photo is printed on canvas, it is not required to be under glass. When printed on canvas, a "gallery wrap" format is acceptable. Gallery wraps must still be wired for hanging.
- Minimum photo size – 8" x 10"
- Maximum picture size – 30"x 30" frame dimensions
- The original image of a Special Technique or digitally altered submission must be affixed to the back of the submitted photograph.
- Pictures must be marked on the back as follows:
 - Photographer's name and phone number
 - Title
 - Entry category

Pictures selected for the Exhibit may not be removed before January 3rd, and must be picked up between 10:00 AM and 3:00 PM on Monday, January 4th. If your entry(s) were not accepted, you will be contacted Dec. 1st after 4:00 p.m. or Dec. 2nd.

ENTRY FEES

\$10.00 per print. Indian River Photo Club members get one free entry.
Limit of three (3) total entries by an individual.
No refund for entries, whether juried in or out.
Entry forms will be available at intake on December 1st.

JUDGING - Entries to be displayed will be selected by a three-person jury.
Judging for awards by the same jury.

AWARDS - Ribbons will be awarded for 1st, 2nd and 3rd place in each category. Prize winning photographs will be published in Vero Beach Magazine. Press release to local newspapers.

Questions about the exhibit should be addressed to Hazel Lacks (772) 569-5186
or Curtis Jensen (321) 684-3039 or email: irphotoclub@gmail.com

Have a great Thanksgiving and sort through your photographs (on the day after you have spent all your money)! Select two or three for the Museum Exhibition and let's have another record entry year!

