



INFOCUS[®] January 2009

The Newsletter
Of The Indian River Photo Club

On the web at www.irphotoclub.org

Greetings to all our members. May 2009 be your year for great photography and special Club fellowship!

The Club's "Year's Best" photograph

Carolyn
Shafer




After many years.....

Of giving such diligent service to the IR Photo Club in editing and writing the club's monthly newsletter, Carolyn Shafer has handed the reins over to two club members. Yes, two! That must give you some idea of what a task and undertaking the newsletter really is!

We would like to give Carolyn, on behalf of all the club members, our sincerest thanks for the endless devotion and effort she tirelessly put into getting the information to us in a timely and very well organized manner every month.

The new editors will have their work cut out, for sure!



Best of Show winner this year was Mike Ricciardi with the picture above, entitled


"Light Rays Under the Pier"

It is an under water photograph taken during a photography holiday near the village of Bumias on the island of Tangelandang in Indonesia. Mike used a Nikon D100 SLR with a 12-24mm wide angle lens.


Contents

Best Photos of Year	P 3/4
Competition Committee.....	P 7
Member Spotlight.....	P 5/6
Antarctica.....	P 8
Trips & Locations.....	P 8

McKee Gardens Visit



These are three of the many photos taken by Club Member Bob Barbour at the McKee Gardens during the early morning trip on Saturday January 10th.. About twenty club members attended a very successful field trip.



Our Photo Themes for 2009

- January 09... *Candid*
- February... *Open*
- March ...*Beauty*
- April ...*Texture*
- May ...*Open*
- June... *Blue*
- July... *Water*
- August ...*Open*
- September... *Farewell*
- October ...*Four*
- Nov/Dec

Best Picture of the Year

Be sure to check our club website regularly

www.irphotoclub.org

Lots of information there

This month's photo challenge

The subject for our monthly photo competition this month is "Candid". Sounds quite simple doesn't it? But let's think about the word for just a minute and determine what it fully means and let's see if we can really take some photographs that are much more than the typical "candid" snap shots. At last month's Christmas meeting one of our members enquired as to exactly what "candid" meant as a camera subject. Well.....

"Candid" (kan'did) according to the dictionary is an *adjective*. Meaning: frank, straight forward, patently sincere, ingenuous: free from prejudice: fair, impartial, unbiased. *adverb* **Candidly**, *noun*, **candidness** (from the French *candide* and the Latin *candidus*, -white).

Now that definition gives you a lot to work with.

Best of luck!

Our Meeting this Month

Will be held at The Community Center, 2266 14th Avenue
Starting at 7 p.m. On Thursday 22nd. January
Speakers will be - Pat Rice and Donna Green

Getting sharp photos with tripods

Competition subject.... "Candid"

Best Photo of the Year 2008




Honorable Mention, J.R. Williams
"Sea Grape #2"
 Class A Color
 Taken with Canon Xti w/100mm macro lens




Third Place J. R. Williams,
"The Sunflower Also Rises"
 Class A Color
 Taken with Canon Xti w/100mm macro lens



Honorable Mention, Bob Barbour,
"Sunrise Blue Cypress Lake"
 Class A Color
 Taken with Canon 20D-1/320 @ f9 /ISO 200



Second Place, Lisa Willnow
"John Hancock Building/Trinity Church"
 Class B, Color
 Taken with Sony DSC-P72



Honorable Mention
 Lisa Willnow
"Pacific Water Lilly"
 Class B, Color
 Taken with Canon Powershot

Third Place, Bob Carey
"Contemplation"
 Class A, Black and White
 Camera; Nikon F100 B&W film
 105mm f2.8 lens



Third Place, Nancy True
"Macaw Primer"
 Class A, Special Technique



"Macaw Primer" was photographed at the Brevard Zoo. The background was desaturated then each texture layer was applied



Third Place, Joanne Hodge
"Wrecking Ball"
 Class B, Black and White
 Taken with a Fuji FinePix 5200

The editors of the club newsletter encourage club members to submit their photographs for publication in the newsletter. They need not necessarily be "winners", as the intention of the newsletter is to communicate and we hope educate too. We all feel that our photographs are "winners" however they place in the monthly competition, and your efforts can assist us all in our progress towards being great photographers. Learning is an ongoing experience.

Best Photo of the Year 2008



First Place, Joanne Hidge
"Golden Rust"
Class B, Color
Camera; Fuji FinePix 5200

Second Place, Nancy Seabol
"Cape Griffin Vulture"
Class A, Color
Camera: Nikon D70
with 18-200 LS lens




First Place, Stefania Wright-Osment
"Congestion"
Class B, Special Technique
Camera: Pentax Optio 550

First Place,
Stefania Wright-Osment
"Spinnaker High"
Class B, Black and White
Camer a Pentax Optio 550



Second Place,
Lisa Willnow,
"Jellyfish"
Class B,
Special Technique
Camera: Sony DSC-P72



Second Place,
Nancy True
"Purple Passion"
Class A
Special
Technique

"Purple Passion" was processed in Photoshop by applying first a filter to the original photo then with the smudge tool and a natural brush setting worked like a painting.

The winning photographs published in this edition of the newsletter represent less than half of the 29 winning photographs in our final year's competition. Other winning prints were submitted by J.Scott Kelly, Hal DuPont, Brian Drinkwater, Barbara DuPont. The Members Choice award went to J. Scott Kelly with "In Thy Father's Arms".

This Lady Loves A Challenge

She is certified to operate a 50-ton boat, she's a licensed amateur radio operator, she's a qualified scuba diver, she has sailed around the world in a 40-footer...and did I mention that she was the first woman to earn a glider license in Indian River County?

Carolyn Shafer wouldn't likely tell you all this herself...in fact, she had to be prompted by her husband, Jim, to mention that she's also an instrument-rated pilot. This accomplished 67-year-old grandmother appears to treat life's achievements and tribulations with complete equanimity.

Did they encounter severe weather on their 36-month sailing trip around the globe? "Oh, sure," she says.

Only by probing would you learn that they stalled off the east coast of South Africa when an Antarctic storm surging north crashed head on into the prevailing current heading south. Gale force winds and 30-foot seas rocked the their little world back and forth for three cold and wet days and nights.

And that was nothing compared to the ordeal she endured in the Kingdom of Tonga where medical practitioners removed her already burst appendix while being guided by Australian surgeons over the telephone. She dropped

to 85 pounds while spending a total of three weeks in a sparse clinic on a small island in the South Pacific, but even upon reflection can't muster up anything more dramatic than "it was a pretty wild ride."

It seems that challenges are nothing new to Carolyn and Jim. In the early '80s they sold their home, various income properties, and a Laundromat business in Vero Beach, headed off to Bermuda to prepare for the circumnavigation, and put their life's saving into the hands of a trusted stock broker – who promptly lost it all.

That forced them to return, where they borrowed \$400 to buy a second-hand car and found work in Clearwater. They finally set sail in 1985 and returned to the U.S. six years later to buy a home in Port St. Lucie and start all over again.

A year and half ago the couple sold their latest business and moved to Vero Beach. Today, she is officially retired and deeply involved in her hobbies of scrapbooking and photography.

Photography has been a life-long interest, taking root when she received a Kodak Brownie for Christmas when she was 11, and blossoming in the darkroom that occupied the closet of the attic bedroom she shared with her younger sister in a small Cleveland bungalow. She mastered technique through photography classes at Ohio University and recalls with amazement how they used to load film into cassettes in those pre-digital times.

While she says she just likes to have a camera in her hands, her

real passion is wildlife photography. You may be able to guess why: "Because it's more of a challenge than anything else."

And to her the most challenging part of wildlife photography is bird photography. "I do birds," she declares. "It seems like anybody can go into a studio and set up lighting, but it's a great challenge to get a bird in flight with its eyes in focus or with a fish in its claws."

Along with other club members and friends Carolyn seeks out birds in all parts of Florida and has twice chased them all the way to New Mexico, once with member Maria Heffernan. "She's a bird expert and she can spot birds hundreds of feet away," Carolyn says. "It broadens your sights when you go out with others who have complementary skills."

She's interested in everything from the easy-to-photograph egrets and herons to the more challenging songbirds such as the meadowlark. A favorite target is all the osprey and their nests at Blue Cypress Lake. "You can rent a boat and come within 10 feet of their nests. You can watch them from the moment they hover above the lake, dive down, and come up with a fish in their talons," she says.

"They make a little peeping sound as they prepare to dive and do it again when they've caught a fish. I think they're trying to signal to a mate to help identify their nest – there are hundreds along the shore."

Carolyn has sold some photos through iStockphoto, has done some photography for Vero Beach Magazine, and in the early '90s pocketed \$2,000 for photos of Flor-

ida wildlife that Brown Trout published as a calendar and sold through Borders. But, like many photo club members, thousands of her photos sit “lost” on her computer and others sit in frames in the closet waiting to be swapped out for various competitions.

She shoots with a Nikon D300, equipped with a wide-angle 18-28 mm F/5.6 and two vibration reduction zoom lenses, a 28-120 mm F/5.6 and an 80-400 mm F/5.6. And she cautiously rates herself a four out of 10 on her mastery of Photoshop and Lightroom.

Carolyn has been a member of the photo club on and off for the past 12 years and took up production of the newsletter in 2002, at a time when it was printed and individually mailed, while she was working full-time at the family business.

Her enthusiasm for photography and for the club has heightened now that she is retired and misses the interaction with people in the workplace. “The club is fun, the people are great, and I enjoy the artistic challenge of coming up with a competitive photograph each month.”

Carolyn Shafer’s Photography

Carolyn choose four photos to demonstrate her personal approach to photography.

“Sibling Rivalry” was taken at the Alligator Farm in St. Augustine. These two egret chicks appear to be mimicking their mother, who had just fed them. “You can get really close to the birds at the Alligator Farm,” she says. “You don’t even need to have a long lens.”



Above, “Sibling Rivalry”
 “Where’s the Ball?” was taken at Pointe West during last year’s polo season. The tension of the horses heading full tilt one way and the ball flying off in the other direction creates a dynamic image that reveals the essence of this fast-paced sport.



Below, Where’s the Ball?”
 “Mid-Morning Snack” was taken at the Merritt Island National Wildlife Refuge. The not so common reddish egret had just landed a meal after performing its “kinda neat” dance, which it performs to stir up the fish.



Above, “Mid-Morning Snack”

mon reddish egret had just landed a meal after performing its “kinda neat” dance, which it performs to stir up the fish.



Above, Pretty in Pink
 “Pretty In Pink” was also taken at the Merritt Island National Wildlife Refuge. Catching a group and their reflection without cropping any beaks or tails is always a challenge for bird photographers, she says, and in this case the birds are positioned in a V formation that leads the

viewer’s eye to the top bird, whose eye is fully visible. The combination of the light pink and muted blue also gives the photo an artistic quality that takes it beyond a simple picture of spoon-bills.

Carolyn has a website that displays her photos and she invites members to look in from time to time. Visit www.shutterbird.net

This profile was written by photo club member Bob Strupat.

The competition guide lines committee

The club's Executive committee for 2008 together with the 2009 Executive Committee decided at their 2009 inaugural meeting to form a "Competition Committee" of interested club members, in order to explore some members' suggested competition rules changes.

The first meeting of this committee was held under the chairmanship of Donna Green on January 8th. 2009.

Members interested in participating in this discussion should contact Donna by e-mail at. verddde@aol.com

HIGHLIGHTS

Competition Committee meeting - Thursday, January 8, 2009

Meeting Dates for January

From 6:30 - 8:30 P M:

Tuesdays, January 13, 20, 27

Thursdays - January 15, 29

January 22 - IRPC Full Club Meeting, "Candid"

The target date for presenting the Competition Committee proposal for our monthly contests to the IRPC Executive Committee (Board) is their Sunday, February 8 meeting.

At the Tuesday, January 13 meeting the committee will:

A. Review the paragraph on category "A" photographers in the "Monthly Photo Contest Rules"

What is and isn't being stated or implied?

How could it be re-worded?

B. Review the paragraph on category "B" photographers.

Reviewing ideas for revisions of that paragraph focusing on:

* Photographers eligible for category "B"

* Movement from "B" into category "A" - When and decided by whom?

* How effective are our current practices for "B" photographers?

* At the January 8 committee meeting, there was general agreement in the following areas:

CLASSES of Competition- A & B - will remain the same for the present although the definitions will be revised.

The TOPIC discussed as a possibility for change - Include one additional "Open" competition month by eliminating one "topic" month.

Competition Committee meetings January 2008,

Additional Thoughts that Arose

1. Membership desire - Improve photography; Be involved
2. Critiques desired - Artistic + Technical Perhaps separate sessions
3. Mentors - available to assist newer photographers
4. Disallow photos from competition that were taken in fulfillment of a class requirement
5. Tie some field trips to previously presented programs/learning time during meeting
6. Post field-trip: Desire a way to share photos with others on trip - all in same place, therefore see how others saw what you saw
7. JUDGING:
 - Do not use active club members
 - Train judges
 - Separate judging/comments from a critique
 - (time required for a critique)
 - Consider a group of three [3] members to judge at a meeting - Must reach consensus.
8. Hold a session on "Critiquing" given by a professional: Assist members in self-evaluation and also guide judges
9. Welcome and Orient new members, get them up-to-date on club activities, procedures - Separate committee

Some photo op' locations and Upcoming trips and Possible Excursions

January through March

Glass Exhibit of works by Hans Godo Frabel.
Mckee Botanical Gardens.
Downtown Vero Beach Framers Market Jan 9/16/23/30.
Kayak Trips by Kayaks Etc.
Jan 10 5K run Quail Valley River Club
Jan 11 Art in The Park Humiston Park
January 17 – Saturday Brooksville Raid – Civil War
Reenactment

Boris Robinson and Scott Kelly leaving at 5:30 for 3 hour drive... details on the Brooksville website.

Jan 17 Queen of the Court Riverside Racquet Complex
Jan 19 Wildlife Refuge Paddle Off, Jungle Trail
Jan 23-25 Art By The Sea VB Art Club Juried Exhibition
Jan 30 Exhibition Opening at Garden of Art
Jan 31-Feb 1 Gardenfest Riverside Park
Feb 8 Art In The Park Humiston Park
Feb 12 Space shot at Cape Canaveral
Feb 14 Beach Concert Series Holiday Inn Oceanside
(outside)

Feb 27-March 1 Vero's Thunder on the Beach Powwow.
Through Annie Leibovitz's Lens – Brevard Art Museum
Vero Wetlands
Boc Tower and Cypress Gardens
Wacadahatchie and Green Cay
March – Last week in March – Johnson Photo Imaging in
Bradenton, FL.
Adam Jones detail of program on website two day seminar
\$45
Check out "meetup.com" – Adventure Photography
\$15/person per year

Upcoming trips and Possible Excursions

May 16 – St. Augustine (Take vote at next meeting to
determine interest)
March Cypress Gardens – Hackberry Hammock
March Miami Zoo

Contact Maria at mayheff8@aol.com (Trips coordinator)

Just a few of the things going on locally which can offer some great photo opportunities.

Antarctica 2008

Our Club Treasurer George Bachmann recently returned from a trip to Antarctica where, we understand he completed his visits to all the 7 continents.



George Bachmann
our club traveler of the year



George said it was certainly the coldest and windiest but also was the most fascinating. Explorers have been drawn to its shores for hundreds of years and scientists are still trying to unravel its secrets, he noted. As for photography.....a great place!