

INFOCUS

April

The Newsletter of The Indian River Photo Club 2010




What a face! Old, but the “Oldest” is really the first!


Some how this face not only tells a story about age and the wisdom gathered from such years of living but also inflicts upon the viewer the discomfort of coarse cloth, cold food, wet feet and the agony of conflict and his unquestionable endurance. One can almost smell the cordite in the air, as the subject seems to view and question the reasons why he should be fighting at all!

Taken by George Bollis and presented to the club in monochrome he was awarded the first place in Class A at the Club’s March Photo competition, “Unforgettable Faces”. It was also was the first submission to arrive on the editor’s desk. Looking at the time at which it was sent to us , George must have some help on the outside or a runner delivering the news to his computer! For sure, it is not a carrier pigeon or USPS!

THE I.R. PHOTO CLUB CONGRATULATES STEFANIA AND JENNIFER



The photograph above was submitted in the Florida Camera Club Council Digital Division 1st. Tri-Annual Competition for 2010 by Stefania Wright-Osment. The entry was in Class B, Color. Stefania was the sole high points scorer of any of the 591 entries. Well done!



The above photograph taken by Jennifer Lahman was awarded first place in monochrome at the recent Fire Fighter’s Fair Photo Competition. *Congratulations* Jennifer. An interesting shot indeed!

† The club thanks Barbara DuPont for her diligence in submitting the FCCC entries for the members.

Next meeting Thursday April 22nd
Same place usual time!

Please consider the environment before printing out this newsletter



President's Snapshot April 2010

Spring is in the air and many of our winter visitors have headed north for the summer. Things are still very busy here in the area with more opportunities to photograph than time allows. Coming up in May is our annual bus trip to St. Augustine Alligator Farm which is an excellent trip for beginning photographers to seek out the knowledge of more experienced photographers. Also in May, will be a club photo trip to Arnold's Butterfly Haven in Okeechobee and the 12th Annual Through the Eye of the Camera juried photography show at the A.E. Backus Museum. In the past our club members have been very well represented in this show. Looking towards June McKee Garden has their annual Water Lilly event and there are many more things happening. The best way to keep up with everything happening is to visit the club's meetup web site which is open only to current club members, www.members.irphotoclub.org We continue to receive a lot of new members into the club who are wanting to learn and improve their photography.

At this month's meeting we are very fortunate to have Marilyn Cook from Brevard Community College. She will be sharing with us "what judges are looking for in a photo contest". Marilyn has a Master of Fine Art Photography degree, Educational Technology, Master Degree, Photographic Technology, AS Degree. She has presented to our club several years ago and I am looking forward to hearing her this month, especially as I am considering entering in the 12th Annual "Through the Eye of the Camera" juried photography show.

I look forward to seeing everyone at the next monthly meeting and hope that you take advantage of several of the upcoming photo opportunities. Also if you haven't taken a few minutes to join our meetup group do so now by visiting www.members.irphotoclub.org and JOIN NOW.

Happy Trails,

Pat Rice - president@irphotoclub.org



The Lakeland Air Show is this Weekend

This is the second largest annual air show in the United States.

Your chance to take some fabulous photographs of aircraft spanning the years of aviation awaits you!



Also at Polk City, just off Interstate 4 and a few miles east of Lakeland at The Fantasy of Flight, is the annual "Splash-in" of amphibious and water borne aircraft. Great interesting location.

Monthly Photo Contest Themes

Your help is requested



The time is quickly approaching for the selection to be made of what themes the club will use next year for our monthly awards competitions.

The Executive Committee has requested input from our members for suitable themes and also your suggestions regarding them. Your comments and ideas will be greatly welcomed and should be submitted to our Club Secretary, Hazel Lacks, by e-mail at:

hazellacks@bellsouth.net

These should be submitted within the next three weeks, so that the committee can deliberate about them and notify the club what topics our members should be putting in their camera "sights" during the vacation months this year.



**We Have a Great Bus Trip Planned on May 15th.
to St. Augustine
&
The Alligator Farm and Zoological Park.**

Cost \$65 per person

Includes Transportation and Entrance Fee

Members wishing to go please contact

president@irphotoclub.org

**We need a minimum of 25 members to justify the large expense
And ask you let our President know ASAP
So that the commitment can be made for the transportation**

**Indian River Photo Club Monthly Awards
March 2010, "Unforgettable Faces"**

Class A Color

Color: 18 entries

1 st	Linda Leonard	A Friendly Face
2 nd	Mike Ricciardi	Stargazer
3 rd	J.R. Williams	Happy, Happy, Joy, Joy
HM	Mark Mittleman	Mauri Frown
HM	George Engel	Yes, I am Cute

Monochrome: 7 entries

1 st	George Bollis	Old Soldier
2 nd	Jemal Hayes	What
3 rd	Bob Mitchell	Parto & Piecec

Special Techniques: 7 entries

1 st	Joe Deats	Departed
2 nd	Bob Mitchell	El Tepyac
3 rd	Jemal Hayes	Been There, Done Dat
HM	Linda Leonard	The Classic

CLASS B

Color: 16 entries

1 st	Tania Ortega-Cowan	Cuban Hombre
2 nd	Larry Renert	Caged
3 rd	Justin Lahman	Face by Nature

Monochrome: 9 entries

1 st	Denise Tucci	Post-op Sally
2 nd	Christine Martire	Poker Face
3 rd	Sarah Kappel	Immortality in Ancient Egypt


Special Techniques: 2 entries

1 st	Jennifer Lahman	Once a Nole, Always a Nole
2 nd	Christine Martire	Weirded Out

**Indian River Photo Club Monthly Awards
March 2010, "Unforgettable Faces"**



"Star Gazer" by Mike Ricciardi
Class A, Color, Second Place



"Happy, Happy, Joy, Joy"
By J.R. Williams,
Class A, Color
Third Place



"Face by Nature"
By Justin Lahman
Class B, Color, Third Place



"A Friendly Face"
By Linda Leonard
Class A, Color, First Place

"Yes, I am Cute"
By
George Engel
Class A, Color
Honorable Mention



**Indian River Photo Club Monthly Awards
March 2010, "Unforgettable Faces"**



**"Post-op Sally" by Denise Tucci
Class B, Monochrome, First Place**



**"Wierded Out"
by Christine Martire
Class B, Special Techniques
Second Place**



**"Once a Nole, Always a Nole"
By Jennifer Lahman,
Class B, Special Techniques, First Place**



**"The Classic Pout"
By Linda Leonard
Class A, Monochrome
Honorable Mention**



**"Maori Frown"
By
Mark Mittleman
Class A, Color
Honorable Mention**

**Indian River Photo Club Monthly Awards
March 2010, "Unforgettable Faces"**



"Departed" by Joe Deats
Class A, Special Techniques, First Place



"Immortality in Ancient Egypt"
By Sarah Kappel
Class B, Monochrome
Third Place



"Been There, Done Dat"
By Jemal Hayes
Class A, Special Techniques
Third Place



"Caged"
By Larry Renert
Class B, Color
Second Place

"Parto & Piecec"
By Bob Mitchell
Class A, Monochrome
Third Place



**Indian River Photo Club Monthly Awards
March 2010, "Unforgettable Faces"**




"Poker Face"
By Christine Martire
Class B, Monochrome
Second Place



"Cuban Hombre"
By
Tanya Ortega-Cowan
Class B, Color
First Place



"El Tepyac"
By Bob Mitchell
Class A, Special Techniques
Second Place



"What"
By Jemal Hayes
Class A, Monochrome



FILE FORMATS

By Dr. Len S. Hood

Again this month we shall talk about file formats. Some of our members seem to be mystified with the file types they have when they take a photograph and as to what exactly they can do using the various formats on their computers.

Digital pictures can be created in three different file types, known as formats.

They are JPEG, TIFF and RAW.

There are good points and not so good points with each of these formats. It is your responsibility to decide which of these formats you wish to use, and that will depend upon exactly what your intentions are as far as the use of the photograph will be.

If the shots you take are just for sending off to friends by e-mail then the JPEG is ideal. Should the photograph be required for desk top publishing or printing on a modern 4, 6 or 8 color press then the TIFF format would be what you would use to get the highest possible resolution. If you are thinking of spending time tweaking the colors in your prints to your fancy, or making some super size exhibition prints then you would shoot in RAW.

JPEG: This is an acronym that stands for Joint Photographic Experts Group. This was a group of photographers who understood the likely problems facing them as photography “went digital”! This format was adopted as it is a format that compresses the data into a size that is easily handled for storage, and for use over the inter net. One problem though is that

the data in the compression process can loose quality. If the image is compressed too much the graphics become noticeably damaged. Preferably then, when using images on your computer “export” the image to a file, not save it. Some cameras offer alternative JPEG qualities that you can use. Higher quality does take up more space on your memory card. JPEG’s can be viewed on both PC’s and Mac’s. Some cameras store the image (optionally) as both JPEG and RAW. That takes extra time recording the image on the card.

RAW: These are unprocessed (by the camera) images and sometimes called digital negatives. When the image is recorded to memory the image is not compressed. That means that when you process the image on your computer you have much more

control of the finished colors and correction opportunities. RAW on one camera is not necessarily the same as on another camera and propriety software is often required to actually process the image on your computer. Raw also takes several times more space on your memory card than a JPEG. After editing the RAW files on your computer you can then save them as JPEG or TIFF files. Raw is ideal for creating very large photographic prints.

TIFF: This stands for Tagged Image File Format. This format was created in the 1980’s to be a standard for use across many computer platforms and has been constantly improved upon to where there are now over 50 variants. Requires a large amount of memory but can handle color depth from 1 to 24 bits and is used by the publishing industry

Digital pictures can be created in three different file formats.

Your Club Executive Committee Members



Bill Menzies is in charge of monthly programs
firstvp@irphotoclub.org



Mike Ricciardi is handling exhibits
secondvp@irphotoclub.org



Hazel Lacks club secretary
secretary@irphotoclub.org



David Garrett is now assisting Patrick Rice with our web site
website@irphotoclub.org



Bob Randall is handling our meetup group
meetup@irphotoclub.org



Curtis Jensen club Treasurer
treasurer@irphotoclub.org

WHAT IS A TROJAN HORSE?

By Henri Phillippe



Several readers have approached the editors regarding the term Trojan Horse. Being photographically minded they are envisioning a chance to get out there and capture one for photographing! Wish it was that simple.

As photographers, we now depend on our computers to help us to develop and perfect our images. In doing so, we very often spend time on line. We download information from the Internet both to upgrade our programs, or to go on line to up or down-load our images to web sites or friends.

For granted, most of us will have some sort of security program installed on our computer that we hope, will catch any “nasty” thing that might want to access our computer and cause us great annoyance. However, many of us have programs that are not giving us full immunization against these “nasty” things. The program might be out of date and, maybe, in the first place, it was the least expensive we could purchase! Perhaps, we have just failed to daily update the security patches that the vendors regularly have ready for us.

The term "Trojan horse" is used to describe a program that appears to be useful, but it is not really what it seems to be at all.

The name comes from the story in Greek mythology where soldiers, hiding inside of a wooden horse and suggesting it was an offering of some sort, were then able to sneak into the encircled Troy and conquer the city.

Trojan horses, (now often referred to as "Trojans" for short), have been around since the 1970's—when a game introduced to the public was in fact a malicious program. It came to the user on a 3.5" floppy disk!

These days they are unknowingly attached or embedded along with information one downloads or uploads while on-line. Even e-mails from friends or businesses might contain a “Trojan”!

So what exactly is a Trojan?

Trojans are programs that appear to be useful, but they intentionally run maliciously and execute destructive functions. Unlike viruses, Trojans are not designed to make copies of themselves and spread to other users, but Trojans

can carry viruses and other Malware within them which could replicate.

Where do Trojans come from?

Trojans can come from so many places. For instance downloads from the web, email attachments from friends or even on CDs someone gives to you (*you know...I'll give you a copy of that great program I have or here are some of my photos!*)and all the other ways that you get legitimate programs and data.

Unfortunately, it's very easy to be tricked into installing a Trojan, because to you, it looks like the program will serve your purpose. And because of the stealthy code built into its design, the Trojan can also attach itself to a legitimate program. Sometimes legitimate software developers themselves might not be aware of one.

What dose a Trojan do?

The effect of a Trojan can range from just annoying to devastating. Users have reported everything from the constant display of advertisements, to the theft of their banking information, to the destruction of every file on their computer. There is one going around suggesting “Microsoft” needs you to do some security updating. The logo it uses however, is not a good reproduction of the official logo, so take care. We caught it on one of our on-line computers, but missed it on another. It took 48 hours to correct and salvage the machine. Pause, before you press that key or click that mouse!

So what is the answer?

Only download trusted programs.

Only download programs from web sites that you trust, or check a reputable source for information before you download. Free is not always good! Just a few minutes of research can save you hours or days of heartache and great expense. Have a good security program that is constantly updating. If you get a CD from someone with something you wish to upload to your computer, scan it first with your security program. (We received a CD recently from a reputable source, but there was Malware embedded on it, unknown by the sender. Our security software caught it). Some of us now use two computers or more, where one only accesses the Internet, while the other(s) only manages the programs and valuable data on a day to day basis, and never goes on line. Yes, in does seem quite inconvenient, but you might have a lifetime of photographic data at risk. Imagine losing that!

Remember:

Only download trusted programs.

Be wary of free programs.

BACKUS Call to Photographers 2010

It is that time of the year once again. It is **Backus Time!** 2010



Above are some of our Club members excellent past entries

The Annual Juried Photography Show, in which our club members do exceedingly well each year, is almost upon us.

This show is open to all photographers.

Entry applications are available on line at backusmuseum.com

Click onto the Exhibition Opportunities link, on the Backus home page and download the forms required.

Forms may also be picked up at Jiffy Photo, 940 South US1 , Fort Pierce FL 34950

The entry deadline is May 15th. 2010

The Museum is located at 500 North Indian River Drive, Fort Pierce, FL 34950 - 772-465-0630

Please note: The Museum requests you use the on-line application forms, not older versions.