



# InFocus



## The Newsletter of The Indian River Photo Club

October 2013

### A Very Friendly Photo Club



#### Contents

- President's Snapshot Cvr
- National Geographic - 2
- Halloween - 2
- Robert O'Toole -3
- From Across The Pond - 4
- Farmers Market - 7
- Sebastian Clambake - 7
- Sensor Cleaning - 8
- Awards Results - 9
- Awards Recipients 10
- Awards Photographs 11 - 14
- Museum Print Competition -15
- Museum Entry Form - 17
- Worldwide Photowalk - 18
- Call to Artists - 19
- Welcome New Members -19

• [www.indianriverphotoclub.org](http://www.indianriverphotoclub.org) •



Photograph - Jim Riley  
Award September

### President's Snapshot October 2013

There are two very important topics to inform you about! We have come through a most remarkable year and are facing a very important task. You will be selecting your new Board of Directors soon and your choices will shape your club going forward. At this time you must be active in learning about those who choose to run and give careful thought to how you can assist your club as we enter the coming year. Many of you would be good candidates for a position on the Board of Directors. Many of you could help your club in so many other ways. If you choose not to run, please offer your services to the incoming board so they can do more for the member-

ship. What we are able to do depends entirely on having volunteers to help out. Having a great vision for the club is not much help to us if it cannot be implemented. If you would like to run for a position on the Board of Directors, you can notify Louis Ciszek, Shelley Stang, or Kathy Graham – they are your nominating committee.

ALL of you, keep in mind to know your candidates well and choose wisely. If you are considering running be sure you can put the club first and what you personally would like LAST! Service is not about you, it is about everyone but you. When you make your selection to vote, ask yourself if the candidate will represent you or themselves. Our club has been a success this year because of the self-



A Most Important  
Time of The Year

Continued overleaf

less service of so many wonderful volunteers, on and off the board. This is how you will succeed going forward.

This month we will have our last guest speaker of the year. We are so very fortunate to have our Monthly Meeting Program presented by a sponsored corporate speaker. Sigma USA is sending us professional photographer Robert O'Toole. His program will be on Macro Photography (see page 3). Whether or not you take close-up photos you will learn a lot about photography in general from his program. He is a wealth of knowledge and very willing to share. Feel free to ask him questions and be prepared to learn a lot about how you can become a better photographer and expect to see many breathtaking photographs. This is a special event for us and one of the best times of the year to bring guests. I encourage you to bring guests to show off your club, and for them to enjoy Robert's wonderful program.

Thank you all for your support during the year. Keep up the great work!!

Smile, Bill

---



"For 125 years, National Geographic has continued to share its never-ending curiosity about the world and all that is in it.

Now The National Geographic is handing over the role of photographer and explorer to you.

The **Great Nature Project** invites people of every age and from every continent to add to a growing album of plant and animal photos.

See it, snap it and upload it with the hashtag #GreatNature to Twitter, Instagram, Flickr, or National Geographic Your Shot. By using the hashtag #animal you'll also help win a Guinness World Records® title for the largest online animal photo album.

Go to [www.GreatNatureProject.org](http://www.GreatNatureProject.org) for more info and to see the photos that have already been shared." (Copy and paste)



## HALLOWEEN IS ALMOST UPON US!

Here is a wonderful chance to take some outstanding child portraits. At the door, ask the parents of the youngsters if you may take a study or two of them and then offer to send them a good print of their Halloween Spirit. Get their permission for sure! And don't forget some special treats.

Then send your selection to this newsletter and we shall do a special section on the All Hallows Night photoshoot and then ask our readers to choose which one they think deserves some acclamation.

Do Not Miss our Next Club Meeting  
when


Robert O'Toole  
will  
Present

**“Nature & Macro Photography”**

October 24<sup>th</sup> 2013

The Community Center, 14<sup>th</sup> Avenue, Vero Beach, Florida

His expertise is internationally recognized and he is considered to be one of the world's leading photographers in the art of nature and macro photography.



"This program is made available to us by **SIGMA** USA"





## From Across The Pond.....Summer's end



Here we are at the beginning of October and the start of our English photo season. Strange to think that one should get so excited about a new series of club meetings, but all the members do. As I insinuated previously, the return is just as exciting as the first day of school after summer vacation. The anticipation here was stimulated by the fact that the very first meeting kicked off in top gear. For several weeks members had been preparing their entries for their “first of the competition series” and sending them to the club competition secretary. So, at the first meeting, with the arrival of a judge along with all the previously submitted entries, we were excitingly anticipating the judging and assessment process.

The first night's submissions were for a “Panel Competition”. This allowed members to group together as teams for the “panel” competition. Up to five members may combine their entries for judging. The first panel event was a group of five prints covering a cohesive subject and was judged as “groups of five”. In my group of five, my colleagues had put two of my prints in the five print panel. Maybe that is why we did not place in the top awards. However, I was rather surprised to see that the judge did pick one of my two prints as the best in the Panel. The winner of this panel competition won the Jessops Cup (silver) and will hold it for a year.



Next week the subject being submitted is “Airborne”. Entries need not be in any particular media as all entries are judged for their photographic standards not whether they are monochrome or color or special techniques. Each member may enter up to four entries. However, if there should be an entry overload then one of the four pictures in all the groups of four will be discarded.



During the past summer months, many of the club members here have kept in touch with each other and have enjoyed social and photo time together on several excursions and casual photo reviews. This casual association is a good way to get to know other members who share your interests in photography or other fields.

At the first evening back all the members pay their dues for the season. This really simplifies the bookkeeping. Late returners will do the same on their first meeting of the season and, of course, new members will do so after a three week probationary period when, during that time, they will pay a nominal


This week's club meeting encompassed an in-depth instructional session on how to achieve accreditation with the PAGB, The Photographic Alliance of Great Britain which is a national photo association. The PAGB publishes, each year, a 150 page directory /handbook which encompasses every thing you need to know to help make the individual clubs run a smooth and efficient operation. It lists speakers, judges, rules and regulations and suggested stipends to pay for the services the club receives in that area, together with lots of contact and competition information.

Accreditation is a most important part of the photographic scene in Europe. It is a means of testing and comparing one's ability against a recognized set of standards. Furthermore, it is most satisfying that each of us may be acknowledged by our peers and be able to demonstrate to them that we have achieved a level of skills in one of the three levels of photographic art. The highest level has received less than one hundred graduates during the 10 or so years since it was incorporated into the grade levels. This demonstrates the very high standard that is required to reach the highest point of our hobby. Indeed, none of the levels of skill is easy to achieve.

This week our presenter brought with her a series of panels that had previously been submitted for accreditation. Not all had been successful in their attempts at accreditation. After a slide and narrative presentation on what the judges look for during the judging process, the club members were asked to form teams of three. After each team had reviewed the panels of photographs, we were asked to make our own judgements as to the score that each team thought applicable to each photograph in each panel. We were encouraged to use the criteria suggested by our presenter. It was very interesting as to where we found our judging skills to be compared with the "pros"! The team scores were an average of the three members. It was surprising how accurate we were!

We recently returned to the typical British wintery weather with torrential rain and high winds. Taking photographs is rather a task now. Lighting is not good and the rain or sea spray soon takes its toll on the lens. Trying to capture local wind surfers skimming along at 45 mph is a challenge while the offshore yachts are too distant and shrouded in misty rain for good results. However, after some lengthy computer adjustments and post development work, a few shots of merit emerged. This is where taking Raw images is of a great help. Winter vistas can miraculously change to sunny panoramas. The wonders of Photo Shop or similar programs!

The leaves are about to change color and if the wind stays away then perhaps some fall photography will be on the cards. Last year the trees were stripped in a couple of days because of high winds and rain. Soggy



Last Sunday saw the last of our cruise ship visits. Always a great sight in the bay. Then this coming Saturday we have the annual general meeting of the parent association of the 200 district clubs. This is always an interesting event. Business is dealt with during the morning and all the “ins and outs” of the association are openly discussed and, as a member, anyone can ask questions or make comments. This open interaction leads to harmony, understanding and cohesion with the group of clubs in this 6 county area.

After lunch there will be a presentation by a very much appreciated Irish Photographer, Des Clinton FRPS, FIPF, MFIAP. The title of the program is “The Professional Photographer” and for sure it will be an interesting and striking two hours of amusing commentary and brilliant slide show. His work is held in high esteem around the world. Flying Des in from Ireland will not be a wasted effort and it is anticipated that attendance will be very high.

My local club directory tells me that next Monday’s meeting will include a presentation by the ISCA group. This is a team of photographers who initially came together purely as a photo print appreciation group. Each will show some panels of their work exhibiting their individual prowess and members will be able to examine and discuss the varying attributes presented. As usual this should be an intriguing and social evening with tea and cookies and lots of chatter at the break.

Looking forward to getting back into the sunshine. Keep that camera at hand all the time.

---

## NATURE Taking a fresh-looking and vibrant shot with a splash of color

### Choose The Right Lens

A dedicated macro lens is ideal, as these are short telephoto lenses that can focus all the way down to life-size. Many 70-300 mm zoom lenses offer a macro feature and these can often magnify to half life-size making them suitable for floral close ups.



### Arrange the Flower

When you find the bloom that is a suitable candidate and as near perfect as it might be, determine the best angle so you have a good view of the stamen and a tidy background behind it. Next use a fine water spray and give the flower a couple of squirts. Be careful and do not get too generous as all you are trying to do is simulate early morning dew. When you have a good glisten and the light is right you are ready to take the shot.

### Set Up Your Camera

Use a tripod. Frame up and manually focus on the stamen of the flower. Use aperture priority mode (A or AV) and dial in a medium aperture of either F8 or F11 and make sure your metering is on its multi segment setting. If you think more light is needed to get that extra sparkle on the water drops then use a square of foil, crunched up and then flattened as a reflector.

### Make the Shot

Should there be a slight breeze and the flower is moving then give the stem some support. Use a thin bamboo stick and twist ties. Always check your focus on your screen by zooming right in.



## Photo Opportunities.....on our doorstep



The Farmers Market Oceanside is a popular Vero Beach tradition.

The Saturday morning market is open year round and has a great variety of produce, meats, baked goods, honey, plants, flowers, seafood, great prepared food and much more.

Vendors are set up, not only along Ocean Drive in front of Humiston Park, but also in the the public parking area across the street, which is transformed each Saturday morning into a popular outdoor market

.Open Saturday from 8 am to noon.

---



## Sebastian Clambake Lagoon Festival

Nov. 8-10

This year's slogan is "Don't Worry, Be Clammy"

Fresh seafood booths, live music, historic re-enactments, the Kid's Zone, sand volleyball tournament, the Press-Journal Chowder Cook-Off, demonstrations, vendor booths and more.

In Sebastian's Riverview Park from 2 PM to 9PM on Friday, November 8,  
10AM to 9PM on Saturday, November 9,  
10AM to 5PM on Sunday, November 10.  
Admission is free

The Sebastian Clambake Foundation, Inc., is a non-profit corporation

For more interesting local activities go to:

<http://insidevero.com/community-news/>

# Sensor Cleaning & Lens Calibration Days!

sponsored by

**JIFFY  
PHOTO  
& FRAME**

&



@ Jiffy Photo, 940 S. US #1, Ft. Pierce

## Friday & Sat. Oct. 18 & 19

9 am - 5:30 pm

- \* External Camera Body & Sensor Cleaning
- \* Complementary external lens cleaning! ( limit 3 )
- \* Lens calibration to one or multiple bodies\*\*
- \* Refreshments & door prizes

Sensor cleaning only.....\$50.00

Lens Calibration.....\$10.00 per lens per body\*\*

(Cameras may be dropped off for cleaning and calibration.)

Advance payment required (Paypal, credit/debit or check).

Call 772-461-0872 today to sign up!





## Awards September 2013 – Open Results

### Class A – Color

Linda Leonard	Santorini	1 <sup>st</sup>
J. R. Williams	From Nature's Palette	2 <sup>nd</sup>
Mike Ricciardi	Colors of Amsterdam	3 <sup>rd</sup>
Jim Riley	Giant Swallowtail on a Plumbago Bush	HM

### Class A – Monochrome/B&W

Donna Green	Generations	1 <sup>st</sup>
George F. Bollis, Jr.	Contemplation	2 <sup>nd</sup>
Linda Leonard	Mennonite Farmer	3 <sup>rd</sup>

### Class A – Special Techniques

Arlene Willnow	Orchid Poster	1 <sup>st</sup>
Donna Green	Urban Kaleidoscope	2 <sup>nd</sup>

### Class B – Color

Pam Price	Lighthouse	1 <sup>st</sup>
Bobbi Whitlam	Warm and Lazy Afternoon	2 <sup>nd</sup>
Julie Strater	Smile – It's Friday	3 <sup>rd</sup>
William Lord	Night Venue	HM

### Class B – Monochrome

Rene Donars	Cleared for Takeoff	1 <sup>st</sup>
Mia Arrington	Wired	2 <sup>nd</sup>

### Class B - Special Techniques

Bob Konczynski	Inferno-Rise	1 <sup>st</sup>
Toni Hill	Thanks, Pompano AL	2 <sup>nd</sup>
William Lord	Mirror, Mirror Blues	3 <sup>rd</sup>



## Awardees September 2013 – Open

### Our Awardees



Members who were present at the monthly meeting receiving their awards.

Our officiating team were

Judges: Dick Robertson & Lynn Luzzi.

Judge Interns: Linda Leonard & Susan Wright






## Awards September 2013 – Open


### Color



"Santorini"  
By Linda Leonard  
Class A Color First Place



"From Nature's Palette"  
By JR Williams  
Class A Color Second Place



Giant Swallowtail on Plumbago Bush  
By Jim Riley  
Class A Color Honorable Mention

"Colors of Amsterdam"  
By Mike Ricciardi  
Class A Color Third Place



JR took the above image with a Canon 50D and a EF 100-400mm lens.

The settings were 1/1600 second @ f/7.1 w/ ISO of 250.

*The butterfly is a white peacock, the flower a Mexican sunflower and the location was Arnold's Butterfly Haven.*





## Awards September 2013 – Open

### Color Class B




"The Lighthouse"  
By Pamela Price  
Class B Color First Place



"Warm and Lazy Afternoon"  
By Bobbi Whitlam  
Class B Color Second Place



"Smile it's Friday"  
By Julie Strater  
Class B Color Third Place



"Night Venue"  
By William Lord  
Class B Color Honorable Mention



## Awards September 2013 – Open

### Monochrome




“Generations”  
By Donna Green  
Class A Monochrome First Place



“Contemplation”  
By George Bollis  
Class A Monochrome Second Place



“Mennonite Framer”  
By Linda Leonard  
Class A Monochrome Third Place



“Wired”  
By Mia Arrington  
Class B Monochrome Second Place




“Cleared for Takeoff”  
By Rene Donars  
Class B Monochrome  
First Place





## Awards September 2013 – Open


### Special Techniques



"Urban Kaleidoscope"  
By Donna Green  
Class A Special techniques Second Place



"Inferno Rise"  
By Bob Konczynski  
Class B Special Techniques First Place



"Mirror, Mirror Blues"  
By William Lord  
Class B Special techniques Third Place



"Thanks, Pompano AL"  
By Toni Hill  
Class B Special Techniques Second Place



"Orchid Poster"  
By Arlene Willnow  
Class A Special Techniques First Place





# **INDIAN RIVER PHOTO CLUB**

## **2013 PHOTOGRAPHIC PRINT EXHIBIT**

### **ENTER YOUR BEST PICTURES**

The Indian River Photo Club ([www.indianriverphotoclub.org](http://www.indianriverphotoclub.org)) announces its 2013 Photographic Print Exhibit, to be displayed in the Studio Gallery at the Vero Beach Museum of Art, from December 7th to January 5, 2014. Entry is open to anyone residing in Indian River, Brevard or St. Lucie County, amateur or professional, and to any member of the Indian River Photo Club, regardless of residence address. Because of space limitations in the Studio Gallery, this will be a juried exhibit. Rules for the exhibit follow:

#### **EXHIBIT DATES**

December 7 through January 5, 2014

#### **INTAKE DATE**

December 4 – Wednesday, 10:00 AM to 3:00 PM, at the Vero Beach Museum of Art

#### **ELIGIBILITY**

All members of the Indian River Photo Club and any non-member residing in Indian River, Brevard or St. Lucie County, professional or amateur

#### **PRINT CATEGORIES**

**PEOPLE** - Posed or candid, portraits or groups

**NATURE** - **Flora**- Flowers, plants, etc.

**Fauna**- Animals, birds, etc.

As noted above, Nature is split into two categories. Evidence of human influence will be allowed, but the subject should be primarily natural.

**STILL LIFE** - Arrangements, natural or man-made, of inanimate objects

**SCAPES** - Landscapes, seascapes, cityscapes

**SPECIAL TECHNIQUE** - Out of the ordinary techniques, digitally altered images of any subject.\*

**OPEN** - Abstracts and images that don't fit the other categories.

\* The Special Technique category applies to both film and digital images. It shall include any image that has been substantially altered from its original form using digital image editing techniques. Substantial alteration includes such actions as: printing with multiple layers, adding, removing or rearranging elements of the picture, use of digital filters that alter the texture of the image, color substitution, etc.. Images that incorporate double exposure, time lapse, hand tinting, etc., should be entered in this category.

Special Techniques **does not include** normal imaging processing by digital means, such as cropping, dodging, burning, or contrast or density control. Photographs that are captured with a digital camera or film images that have been printed using a computer and printer are not considered differently than film images that may have been processed in conventional darkroom techniques, unless they have been substantially altered as described above.

## **ENTRIES**

- Prints must have been made in 2012 to 2013.
- The Photographer's name should not be displayed on the front of their picture.
- Pictures must be the work of the entering photographer, except that a photographer may enter prints made, mounted or framed by another person, from the entering photographer's image.
- Traditional prints must be framed, under glass and **wired for hanging**. No sawtooth hangers will be accepted. The only exception to this is if a photo is printed on canvas, it is not required to be under glass. When printed on canvas, a "gallery wrap" format is acceptable. Gallery wraps must still be wired for hanging.
- Minimum photo size – 8" x 10"
- Maximum picture size – 30"x 30" frame dimensions
- The original image of a Special Technique or digitally altered submission must be affixed to the back of the submitted photograph.
- Pictures must be marked on the back as follows:

Photographer's name and phone number  
Title  
Entry category

Pictures selected for the Exhibit may not be removed before January 6th, and must be picked up between 10:00 AM and 3:00 PM on Monday, January 6th. If your entry(s) were not accepted, you will be contacted Dec. 4th after 4:00 p.m. or Dec. 5th.

## **ENTRY FEES**

\$10.00 per print. Indian River Photo Club members get one free entry.

Limit of three (3) total entries by an individual.

No refund for entries, whether juried in or out.

Entry forms will be available at intake on December 4th.

**JUDGING** - Entries to be displayed will be selected by a three-person jury.

Judging for awards by the same jury.

**AWARDS** - Ribbons will be awarded for 1st, 2nd and 3rd place in each category. Prize winning photographs will be published in Vero Beach Magazine. Press release to local newspapers.

Questions about the exhibit should be addressed to Mike Ricciardi (772) 231-2727 or J.R. Williams (772) 205-1473 or email: [indianriverphotoclub@gmail.com](mailto:indianriverphotoclub@gmail.com)



## Vero Beach Museum of Art Photo Exhibit

### Entry Form

December 4, 2013

Name: \_\_\_\_\_ Phone: \_\_\_\_\_

Address: \_\_\_\_\_ Email: \_\_\_\_\_

\_\_\_\_\_

IR Photo Club Member: \_\_\_\_\_ Yes \_\_\_\_\_ No

### Pictures:

There are seven categories in which photos can be entered: People, Nature-Flora, Nature- Fauna, Still Life, Scapes, Special Technique, and Open. You may enter up to three images in any one or more categories.

1. Title: \_\_\_\_\_ Category: \_\_\_\_\_

2. Title: \_\_\_\_\_ Category: \_\_\_\_\_

3. Title: \_\_\_\_\_ Category: \_\_\_\_\_

Fee: \$10.00 per picture. If you are a member of the Indian River Photo Club, you get one entry free.

Total: \$ \_\_\_\_\_

PLEASE PRINT and Complete ALL INFORMATION

And have with you at Entry on December 4<sup>th</sup>

Thank you



# The 2013 Photo Walk



“A difficult decision when it comes time to selecting the winner”

Lynn Luzzi

PhotoWalk Leader

Photograph © 2013 K.P. Wright-Osment

The Sebastian International Scott Kelby Photo Walk kicked off at 6:30 am Saturday the 5<sup>th</sup> October, at Sebastian Riverview Park.

Approximately 20 photographers attended. After a few minutes of orientation from The Walk Leader Lynn Luzzi, folks started to scout out their best sunrise positions.



Lynn provided lots of coaching, encouragement and image review as and when requested. As time got closer to sunrise more of “the locals” were out and about, some with their dogs, others with their phone cameras. Several locals stopped to chat, pull out their phone click off a few shots, and show their images.

Around 45 minutes after sunrise, Lynn encourages the group to move a bit north, to some interesting architectural opportunities. It did not take too much longer before the rumbling of empty stomachs was heard and most of the group then headed off to Mulligan's for a hearty breakfast with photography discussions and sharing.

Lynn is looking forward to examining some wonderful images from the Photo Walk participants, and expects to have a difficult decision when it comes time to select the winner



Photographs courtesy Hazel Lacks



# A “Call to Artists”

## Help Raise Money for the Royal Palm Pointe Fountains

The City of Vero Beach is presenting two concurrent events that will help fund an extended schedule for the Fountains on Royal Palm Pointe. The Holiday Rec Run...3296-GO! and the Holiday Rec Party will be held on Friday evening, December 6 from 5:30-9:00 p.m. at Royal Palm Pointe.

The Holiday Rec Party, co-sponsored by Dr. John Michael Sarbak-Plastic Surgery and All Aboard American, will feature live entertainment, a Holiday Boat Parade, Santa Claus, tree light ceremony, Holiday Rec Run awards ceremony, children's activities, booths, food, a beer garden and much more. A special highlight of the evening will include a live auction of originally designed art by local artists. They will be auctioned from the Main Stage and Emcees Hamp Elliott and Rhett Palmer will handle the bidding.



Artists of all media including PHOTOGRAPHY, are invited to participate. The only requirement is that the original art be the artist's depiction of the Fountain, perhaps with families at play, overlooking the beautifully scenic Indian River. Artists need to place a value on the painting/photograph and what they perceive the minimum bid to be. The deadline for the art to be completed is Tuesday, November 25. Information may be obtained by contacting Sue Dinunno, Committee Chair, by emailing her: [dinennosh@gmail.com](mailto:dinennosh@gmail.com).

*The Holiday Rec Run...3296-GO! and Holiday Rec Party* are presented by *The City Rec Fundraising for Fun Committee* whose mission is to create a series of events that will bring awareness to the Recreation Department and act as a fundraising tool to help support the many programs, services and facilities they operate for the benefit of the residents of Vero Beach. Proceeds of these two events will benefit the Royal Palm Pointe Fountain and allow the facility to be open to families on Sundays for a full year. Visit [www.covb.org](http://www.covb.org) and click the holiday box on the right side bar for more information.

---

### **The club welcomes all its new members**

Especially this month Mia Arrington. She is our youngest member and registered as a student in her own cognizance.

