



November 2011

IRFCCUS



"The Monthly Newsletter of The Indian River Photo Club • irphotoclub.org"

Our President's Snapshot For November

Happy Thanksgiving.



When you take your thanksgiving photos this year, try to think creatively and have some fun! Perhaps work on a new skill such as reducing the number of photos with "red eye". Try taking family photos without the flash. Turn up the ISO and adjust the white balance for the interior lighting photos. Start by setting your cameras with a 1600 ISO and a white balance of 3500 Calvin.

Better yet, learn how to use your flash units more effectively at our Flash Seminar, Monday evening November 14 with Sgt Kyle King at the Sheriff's Department. Just in time for Thanksgiving photos.

Despite all of the negative news we are bombarded with, all of us have a great deal to be thankful for this year.

It is a great feeling knowing that you are becoming an accomplished photographer and that is my wish for each of you this holiday season.

Please drive safe if you are traveling and remember, if you are having Uncle Jake and Aunt Henrietta over for dinner, it is a good idea to wear your orange safety vest.... especially if someone asks if they can take a couple of "shots" of all your fine feathered friends!

Now go take that one of a kind photo and invite a friend.

George

Index

President's Snap Shot	Cover	Awards Photographs	Pages 9/10/11	Next Years Themes	Page 16
FCCC Awards Recipients	Pages 2/3/4	Last Meeting Report	Page 12	Next Club Meeting	Page 17
Board Candidates Bios	Pages 5/6/7	Falling in Love	Page 13	New Members	Page 17
October Awards List	Page 8	Dates to Remember	Pages 14/15/16		



Ribbons

With notes from the photographer Mike Ricciardi



"Clowns R Us"
By Mike Ricciardi
FCCC Blue Ribbon



"Show Off"
By Mike Ricciardi
FCCC Yellow Ribbon



"Skunk Anemone Fish"
By Mike Ricciardi
FCCC Yellow Ribbon



"Welcome to Our World"
By Mike Ricciardi
FCCC Blue Ribbon

Welcome to our World July 2008/ North Sulawesi, Indonesia Nikon D100/Subal housing/Inon Z-240 , 60 mm Macro, F-18 / 100 sec. *Pink Anemone fish with host Anemone.*

Clowns R Us June 2010/Solomon Islands F-36 / 125 sec. *False Clown fish*

Skunk Anemone fish May 2011/Dumaguete, Philippines F-18 / 125 sec. *Skunk Anemone fish*

Show- Off June 2010/ Solomon Islands 12-24 mm W.A. F16 / 125 sec. *Lionfish with soft coral*

The depth varies on every dive.

The above shots were taken on coral reefs between 40 and 80 feet. The weight of the camera, housing and strobes are 13.5 lbs., but underwater this equipment is manageable and, if released, is slightly negative (which means it will sink at a slow rate...).


Diver buoyancy is one of many critical factors in successful underwater photography.

Notes from the photographer Jennifer Layman

This was my first time submitting to the F3C. This photograph was taken at Hillsborough River State Park near Tampa, Fl. I am not 100% sure of the settings I used, but I used available light



"Circles of Doom"
By Jennifer Layman
FCCC Yellow Ribbon
See below



"Skimboard Dance"
By Linda Leonard
FCCC Yellow Ribbon
See below.....

Notes from the photographer Linda Leonard

I took this on September 3rd of this year at our club's (Mulligan's) Skim Jam Photo Shoot. I arrived early and took it at 10:11 AM so I had some nice light on the skimboarders.

I used my Nikon 300s with a Nikon 80-400 mm zoom lens zoomed out to 122 mm. In an attempt to stop action and keep good focus, I had my ISO set high to 800. This enabled me to shoot at 1/2000 of a second at f8.

I post cropped it to improve and simplify the composition. I love the lines of this photo...with his arms and legs going in the direction of the wave lines and his hair and suit lines going the other way. It makes this young man look like a graceful dancer as he leaps above the crashing waves.

"Pounce"
By Susan Webb
FCCC Yellow Ribbon



Notes from the photographer Susan Webb

Both of the images were shot with my Canon 5D Mark II and the Canon 70-200 2.8 IS lens. I used a tripod for both.

Morgan's Mood was edited using a "high key" technique that I found in a photo magazine. I wanted an edgy, contrasty look. Pounce was taken in Montana last January. It's a challenge to shoot on bright days with the glare from the snow.

If someone wants hints, I'd offer this: 1) Always shoot in RAW or RAW + JPEG. 2) Display the histogram while shooting and frequently check to make sure you aren't losing detail in the shadows and highlights. 3) Don't be intimidated about entering competitions.

If the contest gives a score to each entry, go for it. I enter the FCCC to understand how my images rank at the state level. The score gives you a measure of how competitive your images will be in higher level shows or contests. 4) Search the internet if you have a question. You'll find free how-to-videos. One subscription online training is www.lynda.com You can check it out with a free trial.



"Morgan's Mood"
By Susan Webb
FCCC Yellow Ribbon

Your Board of Directors

Candidates

Crystal Samuel



A Registered nurse by profession and a relative newbie to DSLR photography!

Born and raised in Vero Beach, but married a Ft. Pierce firefighter and moved to St. Lucie County.

Although I have always enjoyed taking nature pictures, now I have the time to actually work on improving my photography skills. I have completely enjoyed being a member of the Indian River Photo Club for the varied technical aspects of the meetings as well as the creative possibilities offered each month. I get up before the sun for a morning of wildlife photography, especially birds and butterflies, and ANY photo opportunities along our waterways...beaches, rivers, lakes, and the spoil islands. We live in a photographer's paradise!

Mike Ricciardi



Club experience:

I have been associated with the Indian River Photo Club for over 15 years and been on the Board for approximately the last 10 years. My experience on the Board consists of the positions of President or vice president. I have represented the Club as the key coordinator for the prestigious Vero Beach Museum of Art Photo exhibition for the past 5 years.

Photography experience:

Underwater photography is my passion and experience for the past 30+ years. I have traveled all over the world pursuing the most remote underwater environments to capture images of fish, invertebrates, and general reef life. I also enjoy land photography, primarily wildlife and 'scapes. I shoot a Nikon DSLR's (D7000 and D200) and use Subal underwater housings.

Club vision:

In addition to continuing to help the club grow its membership and provide informative ways (programs, training, and field outings) to educate, I see a strong need through a mentoring program to develop more individuals into leadership and support positions within the club.

Your Board of Directors

Candidates

Jim Riley

I have been in photography since 1966 when I got my first SLR. I'm a on-line stock photographer. Presently the club's Treasurer.

I would like to see the club move in a progressive direction by updating our evaluation techniques. I also want to subsidize more events with the clubs dues money. I would like to see a mentor program in place to encourage those members who would like to join our competitions each month. I also think we need monthly programs for all levels of our membership. And we need subsidized programs on Digital techniques, such as a comprehensive program on Photoshop.



Earl Evans



I have been a financial and property manager for Northrop Grumman Corporation for nearly 30 years. I also have held multiple leadership positions with the National Property Management Association including chapter president, regional director and national delegate. I have been a Brevard County resident for over 50 years and currently reside in Melbourne. I hold an undergraduate degree in Accounting from the University of Central Florida and an MBA from Webster University.

My involvement with photography began with an interest primarily in birds as subjects. I later moved on to a wide range of photographic pursuits including a focus on landscapes. I have done photo shoots all over the United States. My favorite locations are in the western US but I am also a great fan of leaf change in the North Carolina mountains. I have won awards for photography in camera club and other competitions as well as gallery and museum exhibits. My outdoor/nature photographs have appeared in several magazines, calendars and art periodicals. What I most enjoy about photography is the opportunity it offers for creativity and self expression, along with all the wonderful people I get to meet and spend time with. In addition to IRPC, I am a member of the Camera Club of Brevard and the Beech Mountain Art Guild in NC.

I believe the goal of camera club leadership should be to support and further the photographic interests of club members. Outside of the social activities the club provides, its true purpose is in expanding the vision, expertise and photo opportunities of its members. Toward that end, my goal as a board member would be to continue the growth the current leadership has implemented with tremendous programs and the planned expansion in the area of photo competitions. Some focus areas for me would include (1) a significant expansion of the critiques/feedback on photos entered in competition, (2) an expanded focus on workshops and other training designed for less experienced members including mentoring during field trips and other gatherings, (3) a more formal outreach to younger members including students and (4) offering of meaningful opportunities for involvement by member volunteers.

Your Board of Directors

Candidates

Jennifer Lahman



Jennifer Lahman is a member of the Indian River Photo Club having joined some 3 years ago. She has been an active member, who attends the Board of Directors meetings on a regular basis, and also is the "Thank You" card committee.

Jennifer is the liaison person for working with the club web site designer/master and assists in updating the IRPC web site. Jennifer has served on her past Homeowners Association Board as treasurer. She has been part of a very successfully Cub Scout Troop, secured Greg Stephens from Gainesville to present to the club and presented the IRC to the Indian River Charter High School photography students.

Jennifer has decided to run for the Board of Directors to serve the club and its members. She is passionate about continuing to enhance the great club that we are currently members of. She would encourage all members to be involved with our photo club and its' membership. "The club is about so much more than what you can get out of it, but more about what you can contribute to the club and your co-members".

She would also like to see the club's high-school/college student membership grow and maybe eventually create a young adult category, in addition to increasing the accessibility to mentorship for new photographers.

Pat Rice



I joined the photo club in June of 2004 and from the very beginning got very involved with the club. When I first joined there was no club web site or e-mail distribution list and I worked hard to establish both.

Over the years I have served several times on the board as either a Vice President or President of the club.

I really enjoy photography as it is a passion for me and I love to share my knowledge with others striving to learn.

Serving on the board, I would like to continue to provide as many learning opportunities as possible and to have fun.

Award Winning Photographs for October 2011

Theme "In Between"

CLASS A:

Color:

1 st	Billy Ocker	Friction In Between the Clouds
2 nd	Earl Evans	Between the Curtains
3 rd	Tom Smoyer	Bell Tower, Piazza San Marco, Venice, Italy
HM	Maria Heffernan	A White One Among the Pinks

Monochrome:

1 st	Tom Smoyer	"Queen of the Willies", Ballet Giselle
2 nd	Sarah Kappel	In Between Before and After
3 rd	Arlene Willnow	Landing Between Friends
HM	Billy Ocker	Peeking

Special Techniques:

1 st	Nancy True	A Tree Grows in the City
2 nd	Tom Smoyer	Owl/Cat-- In Between an Owl and a Pussycat
3 rd	Shelley Stang	Beauty Between a Rock and a Hard Place

CLASS B:

Color:

1 st	Susan Steinks	In Between a Rock and a Hard Place
2 nd	Kathy Graham	Birds a Talkin'
3 rd	Christina Wassi	Majestic Ice
HM	Joanne Hodge	Between a Bull and a Hard Place

Monochrome:

1 st	Ed Smith	Elegant Shelter
2 nd	Julia Markese	Fork in the Road
3 rd	Darlene Miller	Between the Light

Special Techniues:

1 st	Donald Shuster	Do Not Enter
-----------------	----------------	--------------

Award Winning Photographs for October 2011
Theme "In Between"



"Between The Light"
By Darlene Miller
Class B Monochrome, Third Place



"Majestic Ice"
By Christina Wassi
Class B Color, Third Place



"Between The Curtains"
By Earl Evans
Class A Color, Second Place



"Caught Between a Bull and a Hard Place"
By Joanne Hodge
Class B Color, Honorable Mention



"Queen of The Willies"
By Tom Smoyer
Class A Monochrome, First Place



"Fork in The Road"
By Julia Markese
Class B Monochrome, Second Place

Award Winning Photographs for October 2011
Theme "In Between"



"Owl Cat Chimera"
By Tom Smoyer
Class A Special Techniques
Second Place



"Landing Between Friends"
By Arlene Wilnow
Class A Monochrome, Third Place



"Elegant Shelter"
By Ed Smith
Class B Monochrome, First Place



"Birds A-Talkin'"
By Kathy Graham
Class B Color, Second Place



"Bell Tower Venice"
By Tom Smoyer
Class A Color, Third Place



"Beauty Between a Rock and a Hard Place"
By Shelly Stang
Class A Special Techniques, Third Place

Award Winning Photographs for October 2011
Theme "In Between"



"Do Not Enter"
By Donald Schuster
Class B Special techniques
First Place



"A White Amongst The Pinks"
By Maria Hefernan
Class A Color, Honorable Mention




"Friction Between The Clouds"
By Billy Ocker
Class A Color, First Place


"Peeking"
By Billy Ocker
Class A Monochrome,
Honorable Mention



In Between a Rock and A Hard
Place
By Susan Steinke



"In Between Before and After"
By Sarah Kapel
Class A Monochrome, Second Place



"A Tree Grown in A City"
By Nancy True
Class A Special techniques, First Place



Indian River Photo Club Meeting October 27, 2011

by Susan King

6:45 PM Social Time: Members and guests mingled and viewed the Monthly Print Competition entries.

In the center of the room was a staged crime scene that included a draped murder victim awaiting a forensic investigation. This was to prepare the audience for the evening presentation on Forensic Photography by Sgt. Kyle B. King, Supervisor of Forensics Operations of the Indian River County Sheriff's Office.

The Community Center interior was suitably decorated for Halloween so there were some ghosts and goblins present too.

7:00 PM Club Business: Photo Club President George Bollis and former Club President Pat Rice had a confrontation in front of the audience.

They were both dressed in biker attire and some apparent scars and tatoos were clearly visible on both of them. They represented rival biker gangs, the Nasty Ni-Kons and the Loose Canons.

Could the deceased victim on the floor be the result of an altercation between the two gangs? Luckily it was not so, but the mood had improved to the good and George's Announcements were then shown in the form of a slide show for all to view. The Announcement slide presentation was e-mailed by our Editor to members the following day for all to read.

Nominations for the 2012 Board of Directors: The following nominees were introduced by Mike Ricciardi: Pat Rice, Jim Riley, Earl Evans, Jennifer Lahman, and Crystal Samuel.

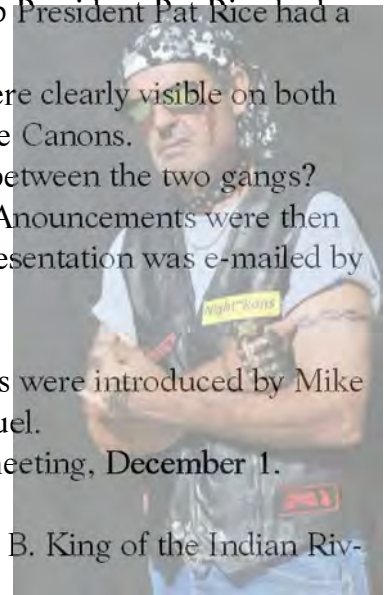
Photo Club members will vote for board member officers at the next meeting, December 1.

Evening Program: "Forensic Photography" was presented by Sgt. Kyle B. King of the Indian River County Sheriff's Office.

Sgt. King informed the audience of his duties as Supervisor of Forensics and how he and his staff approach and document a crime scene. He stressed the importance of photography and how images are used as an integral part of evidence in a trial and noted the legal responsibilities of the Forensic Photographer. Crime scene forensics photographers have just one opportunity to get a sharp and accurate image since evidence is quickly removed and there is no returning to the scene to get a better shot. Digital images are used to accurately show the size of an object, spatter patterns, bullet and stab wounds or other trauma, stains, and distances between objects or subjects, The use of correct lens length was shown in several images to demonstrate how to avoid distortion and bias through composition. Sgt. King then demonstrated with several images of murder victims the importance of lighting and photographing at the correct angle. The audience learned that accurate digital images are very valuable and crucial when presenting evidence to a jury. *Thank you Sgt. King* for an interesting and informative presentation!

Monthly Print Competition: The theme for October was "In Between". Scheduled to judge was Mitch Kloorfain but he was unable to attend so Photo Club members Jim Riley and Bill Menzies quickly agreed to fill in at the last minute, doing a great job! Thank you Jim and Bill!

Congratulations to all winners and those who entered some fabulous images!





Falling in Love

By our Dr. Len S. Hood

Love is a wonderful thing. As experience teaches us, however, love often blinds us when it comes to objective evaluation of our potential directions. It is so easy to judge others, yet rather impossible to judge ourselves.

Being able to make objective decisions entails being able to step back and evaluate ourselves in a rational way. Rational might be weighing the pro's and con's, using a checklist of sorts, or mulling the experiences of others.

The Indian River Photo Club will be voting on embarking on a new and positive direction with a change to judging using a format similar to what the Professional Photographers of America organization use. The PPA uses a checklist of sorts and it evaluates each image based on its own merit, not by comparison to a pool of pictures. The judging entails a rational analysis of emotional prescripts that allows a photograph to be judged as art.

The prescripts are not rules - in real art there are no rules. What many call rules are really methods or means whereby the emotions of the viewer can be manipulated to affect the intended effect. For example, having a portrait with a person to the side looking into a photograph creates more of a warm and fuzzy feeling, usually with closure or resolution. An image with a person to the side looking out of the photo often creates tension and can stimulate feelings of being unresolved.

So, what does all of this have to do with love? When we create a picture, we tend to become emotionally possessive. Like love, it can blind us to objective critique of our own work. We take photos of beautiful things (to us) and we think they are beautiful photos. Google "pelican" under 'images' and there are about 1,540,000 images. Most are mediocre in that the images say nothing; they express or convey nothing, and could hardly be called art. It is a confusion in the direction of the flow of energy.

When an artist attempts expression through a picture their creative energy and innate knowledge flows into the work and for the viewer it flows out. Whether a single image or a body of work, there is a sense of that emotion or energy and the images capture us and our minds.

In most photos of beautiful birds and flowers the button pressed in the mind is the 'warm & fuzzy' feeling of seeing something pretty. The viewer creates the energy. Most often the photo actually has none. They are not beautiful photos; they are mediocre photos of beautiful things.

Not everyone has something they want to express or figure out through their photography. For most photography is creative therapy or a hobby. Not everyone is an artist. But being individually evaluated can give you the opportunity to explore your own expression and discover your creative vision. Judges will be considering the photo's Impact, Story, Creativity, Lighting and Composition. In exploring your own vision the photos may become dark, they may become abstract, they may disturb others, they may still be warm & fuzzy, but at least they will initiate a path towards creating a self-expression, and maybe even art. And at most, you will create images that contain and reflect a part of you and your energy.

**Are You Going to Attend The Dec 1st Meeting?
If so you need to make your RSVP NOW**

DATES TO REMEMBER

December 1st 6:30 PM **IRPC End of the Year Party**

Best Photos of the Year Contest and Awards
& Voting For 2012 Board of Directors

Have you filled in and submitted your RSVP for the December 1st meeting?

You do need to do this NOW so that our caterer is adequately prepared for those who will be attending. We also need to have a "good count" of the number of prints that will be submitted for the Best Photograph of The year Award. That tally is part of the RSVP.

Your RSVP is very important and will be appreciated.

December 5 **Juried Photo Exhibition at The Museum Of Art**

Intake of Photos December 5
Exhibition December 10 thru January 1
Pick Up Photos January 3
IRPC Web Site for details or speak with Mike Ricciardi



December 31 **IRPC DUES are due**

\$30.00 Single
\$40.00 Family

Pay On-Line Thru PAY PAL On the Web Site

Or

Mail Checks to:
Indian River Photo Club
P.O Box 1491
Vero Beach, FL 32961



DATES TO REMEMBER

January 26 Monthly IRPC Meeting



Jim Riley will present a possible judging system for our monthly contests, during the January meeting.

Also during the meeting, a drawing will be made from the names of all those who have already paid for the February 11, 2012, Rick Sammon's Seminar. We will be giving away one of Rick Sammon's books that you can have autographed at the seminar (a \$38 value).

February 11 Exploring The Light Saturday Seminar

Location: Kight Center at Indian River State College

By: Canon Explorer of Light Photographer, Rick Sammon



Time: 9:30 Social Time and Book Signing

10:00 AM to 3:00 PM Seminar

Lunch: On your own.

Cost: \$15 IRPC Members \$25 Guests

Pay On-Line at the IRPC web site PayPal
Or

Indian River Photo Club
P.O Box 1491
Vero Beach, FL 32961

DATES TO REMEMBER

February 23 Monthly IRPC Meeting

Program: Abstract Photography Presented By Donna Green

March 22 Monthly IRPC Meeting

Program: Infrared Photography by Deborah Sandidge

March 20 -25 Florida Camera Club Council 2012 Conference in Naples, Florida

FCCC Website for more information: <http://www.f3c.org>

April 26 Monthly IRPC Meeting

Program: Matting and Framing Presented by Sondra Quatraro

May 24 Monthly IRPC Meeting

Program: "How To Know When Your Photo Is Good Enough For A Competition" Presented by Besty Kurzinger-Fresh



Indian River Photo Club

Monthly Contest Themes

2012

January	Wild	June	Open
February	Purple	July	Connections
March	Open	August	Messy
April	Eyes	September	Open
May	Standing Out From the Crowd	October	New Beginnings



December Meeting
Thursday the 1st



Please Arrive Early: 6:30

Catered Year End Party

Best Photograph of the Year Awards

With Judges John Buck & Wallis Weeks

Members are asked to Vote on
Election of 2012 Board of Directors
&
The “People’s Choice” Photographs

Welcome New Members
To the Indian River Photo Club



Julia Markese

Becky Boysen

Zona Hare

Amy Montalbano

Elsa Millard

Bob Konczynski

Lulie Arnold

Ron Bielefeld